

# Lakeville, MN

## The National Community Survey

Report of Results  
2023

**Report by:**



**Visit us online!**  
[www.polco.us](http://www.polco.us)



National Research Center at Polco is a charter member of the AAPOR Transparency Initiative, providing clear disclosure of our sound and ethical survey research practices.

## About The NCS™

The National Community Survey™ (The NCS™) report is about the “livability” of Lakeville. A livable community is a place that is not simply habitable, but that is desirable. It is not only where people do live, but where they want to live. The survey was developed by the experts from National Research Center at Polco.

Great communities are partnerships of the government, private sector, community-based organizations and residents, all geographically connected. The NCS captures residents’ opinions considering ten central facets of a community:

- Economy
- Mobility
- Community Design
- Utilities
- Safety
- Natural Environment
- Parks and Recreation
- Health and Wellness
- Education, Arts, and Culture
- Inclusivity and Engagement

The report provides the opinions of a representative sample of 641 residents of the City of Lakeville collected from May 23, 2023 to July 4, 2023. The margin of error around any reported percentage is 4% for all respondents and the response rate for the 2023 survey was 22%. Survey results were weighted so that the demographic profile of respondents was representative of the demographic profile of adults in Lakeville.

### How the results are reported

For the most part, the percentages presented in the following tabs represent the “percent positive.” Most commonly, the percent positive is the combination of the top two most positive response options (i.e., excellent/good, very safe/somewhat safe, etc.). On many of the questions in the survey respondents may answer “don’t know.” The proportion of respondents giving this reply is shown in the full set of responses included in the tab “Complete data.” However, these responses have been removed from the analyses presented in most of the tabs. In other words, the tables and graphs display the responses from respondents who had an opinion about a specific item.

### Comparisons to benchmarks

NRC’s database of comparative resident opinion is comprised of resident perspectives gathered in surveys from over 600 communities whose residents evaluated the same kinds of topics on The National Community Survey. The comparison evaluations are from the most recent survey completed in each community in the last five years. NRC adds the latest results quickly upon survey completion, keeping the benchmark data fresh and relevant. The communities in the database represent a wide geographic and population range. In each tab, Lakeville’s results are noted as being “higher” than the benchmark, “lower” than the benchmark, or “similar” to the benchmark, meaning that the average rating given by Lakeville residents is statistically similar to or different (greater or lesser) than the benchmark. Being rated as “higher” or “lower” than the benchmark means that Lakeville’s average rating for a particular item was more than 10 points different than the benchmark. If a rating was “much higher” or “much lower,” then Lakeville’s average rating was more than 20 points different when compared to the benchmark.

The survey was administered during the COVID-19 pandemic, a time of challenge for many local governments. While we provide comparisons to national benchmarks, it is important to note that much of the benchmark data was collected prior to the pandemic. This may impact how your City’s 2023 ratings compare to other communities’ ratings from the past five years.



## Trends over time

Trend data for Lakeville represent important comparison data and should be examined for improvements or declines\*. Deviations from stable trends over time represent opportunities for understanding how local policies, programs, or public information may have affected residents' opinions. Changes between survey years have been noted with an arrow and the percent difference. If the difference is greater than six percentage points between the 2018 and 2023 surveys, the change is statistically significant.

\* In 2020, The NCS survey was updated to include new and refreshed items. Consequently, some of the trends may be impacted due to wording modifications that could have potentially altered the meaning of the item for the respondent.

## Methods

### Selecting survey recipients

All households within the City of Lakeville were eligible to participate in the survey. A list of all households within the zip codes serving Lakeville was purchased from Go-Dog Direct based on updated listings from the United States Postal Service. Since some of the zip codes that serve the City of Lakeville households may also serve addresses that lie outside of the community, the exact geographic location of each housing unit was compared to community boundaries using the most current municipal boundary file. Addresses located outside of the City of Lakeville boundaries were removed from the list of potential households to survey. Each address identified as being within city boundaries was further identified as being within one of the six. From that list, addresses were randomly selected as survey recipients, with multi-family housing units (defined as those with a unit number) sampled at a rate of 5:3 compared to single family housing units.

An individual within each household was selected using the birthday method. The birthday method selects a person within the household by asking the “person whose birthday has most recently passed” to complete the questionnaire. The underlying assumption in this method is that day of birth has no relationship to the way people respond to surveys. This instruction was contained in the introduction of the survey.

### Conducting the survey

The 3,000 randomly selected households received mailings beginning on May 23, 2023 and the survey remained open for six weeks. The first mailing was a postcard inviting the household to participate in the survey. The next mailing contained a cover letter with instructions, the survey questionnaire, and a postage-paid return envelope. All mailings included a web link to give residents the opportunity to respond to the survey online. All follow-up mailings asked those who had not completed the survey to do so and those who had already done so to refrain from completing the survey again.

About 1% of the 3,000 mailed invitations or surveys were returned because the household address was vacant or the postal service was unable to deliver the survey as addressed. Of the remaining 2,969 households that received the invitations to participate, 641 completed the survey, providing an overall response rate of 22%. The response rate was calculated using AAPOR’s response rate #2 for mailed surveys of unnamed persons.\*

It is customary to describe the precision of estimates made from surveys by a “level of confidence” and accompanying “confidence interval” (or margin of error). A traditional level of confidence, and the one used here, is 95%. The 95% confidence interval can be any size and quantifies the sampling error or imprecision of the survey results because some residents’ opinions are relied on to estimate all residents’ opinions. The margin of error for the City of Lakeville survey is no greater than plus or minus four percentage points around any given percent reported for all respondents (641 completed surveys).

In addition to the randomly selected “probability sample” of households, a link to an online open participation survey was publicized by the City of Lakeville. The open participation survey was identical to the probability sample survey with two small updates; it included a map at the beginning asking where the respondent lives and a question about where they heard about the survey. The open participation survey was open to all city residents and became available on June 20, 2023. The survey remained open for two weeks. The data presented in the following tabs exclude the open participation survey data, but a tab at the end provides the complete frequency of responses to questions by the open participation respondents.

## Analyzing the data

Responses from mailed surveys were entered into an electronic dataset using a “key and verify” method, where all responses are entered twice and compared to each other. Any discrepancies were resolved in comparison to the original survey form. Range checks as well as other forms of quality control were also performed. Responses from surveys completed on Polco were downloaded and merged with the mailed survey responses.

The demographics of the survey respondents were compared to those found in the 2020 Census and 2022 American Community Survey estimates for adults in the City of Lakeville. The primary objective of weighting survey data is to make the survey respondents reflective of the larger population of the community. The characteristics used for weighting were age, sex, race, Hispanic origin, housing type, housing tenure, and area. No adjustments were made for design effects. Weights were calculated using an iterative, multiplicative raking model known as the ANES Weighting Algorithm.\* The results of the weighting scheme for the probability sample are presented in the following table.

NRC aligns demographic labels with those used by the U.S. Census for reporting purposes, when possible. Some categories (e.g., age, race/Hispanic origin, housing type, and length of residency) are combined into smaller subgroups.

		Unweighted	Weighted	Target*
Age	18-34	7%	27%	28%
	35-54	35%	41%	40%
	55+	59%	32%	32%
Area	Farmington 55024	5%	8%	8%
	Farmington 55044	3%	3%	3%
	Lakeville 55044	75%	70%	70%
	Rosemount-Apple Valley-Eagan 55024	2%	2%	2%
	Rosemount-Apple Valley-Eagan 55044	10%	10%	10%
	Rosemount-Apple Valley-Eagan 55068	5%	8%	8%
Hispanic origin	No, not of Hispanic, Latino/a/x, or Spanish ..	98%	97%	96%
	Yes, I consider myself to be of Hispanic, La..	2%	3%	4%
Housing tenure	Own	94%	88%	88%
	Rent	6%	12%	12%
Housing type	Attached	21%	26%	26%
	Detached	79%	74%	74%
Race & Hispanic origin	Not white alone	11%	15%	15%
	White alone, not Hispanic or Latino	89%	85%	85%
Sex	Man	47%	50%	50%
	Woman	53%	50%	50%
Sex/age	Man 18-34	3%	15%	15%
	Man 35-54	15%	20%	20%
	Man 55+	29%	16%	16%
	Woman 18-34	4%	13%	13%
	Woman 35-54	20%	21%	21%
	Woman 55+	29%	16%	16%

The survey datasets were analyzed using all or some of a combination of the Statistical Package for the Social Sciences (SPSS), R, Python and Tableau. For the most part, the percentages presented in the reports represent the “percent positive.” The percent positive is the combination of the top two most positive response options (i.e., excellent/good, very safe/somewhat safe, essential/very important, etc.), or, in the case of resident behaviors/participation, the percent positive represents the proportion of respondents indicating “yes” or participating in an activity at least once a month.

On many of the questions in the survey respondents may answer “don’t know.” The proportion of respondents giving this reply is shown in the full set of responses included in the tab “Complete data”. However, these responses have been removed from the analyses presented in the reports. In other words, the tables and graphs display the responses from respondents who had an opinion about a specific item.

## Contact

The City of Lakeville funded this research. Please contact Courtney Miller of the City of Lakeville at [cmiller@lakevillemn.gov](mailto:cmiller@lakevillemn.gov) if you have any questions about the survey.

## Survey Validity

See the Polco Knowledge Base article on survey validity at <https://info.polco.us/knowledge/statistical-vali>

\* See AAPOR’s Standard Definitions for more information at <https://aapor.org/standards-and-ethics/standard-definitions/>

\* Pasek, J. (2010). ANES Weighting Algorithm. Retrieved from <https://web.stanford.edu/group/iriss/cgi-bin/anesrake/resources/RakingDescription.pdf>

\* Targets come from the 2020 Census and 2021 American Community Survey

## Key Findings

### Residents continue to enjoy a high quality of life in the city.

All items relating to the quality of life in Lakeville received high marks and were similar to the previous iteration of The NCS. About 9 in 10 survey participants gave excellent or good ratings to Lakeville as a place to live and the overall quality of life in the city. A similar proportion of residents reported that they would recommend living in Lakeville to someone who asks and planned to remain in Lakeville for the next five years. Additionally, the overall image or reputation of Lakeville (86% excellent or good) and the city as a place to raise children (93%) both received positive marks that were higher than the national benchmark; all other items in this facet were similar to the national averages.

### Safety remains strong in Lakeville and is a continued priority for residents.

When asked about aspects of the community the City should focus on in the next two years, about 9 in 10 residents responded that the overall feeling of safety was essential or very important. A similar proportion of residents gave positive ratings to the quality of the overall feelings of safety in Lakeville (92% excellent or good), which was higher than the national average. Nearly all residents reported feeling safe in their neighborhood during the day (98% very or somewhat safe), and in Lakeville's downtown/commercial area during the day (96%), on par with comparison communities. Around 9 in 10 also reported feeling safe from violent crime, which was higher than the national benchmark. In addition, most residents felt safe from fire, flood, and other natural disasters (91%) and from property crime (83%).

Safety-related services in Lakeville also tended to receive scores similar to the national comparisons and prior survey results. About 9 in 10 gave strong ratings to fire services, ambulance and emergency medical services, police/sheriff services, and fire prevention and education. Lakeville residents were pleased with the city's crime prevention (86% excellent or good), higher than the national average. About 8 in 10 felt similarly toward both animal control and emergency preparedness, both of which were similar to the benchmarks.

### Many aspects of Lakeville's economy are on the rise, though residents show some concern for general affordability.

Similar to previous years, the economy continues to be a priority for residents, with 88% identifying it as an essential or very important focus area for the City. Comparatively, about 85% of residents gave the economy in Lakeville excellent or good ratings, and a number of items within this facet improved since the previous iteration of The NCS. The vibrancy of Lakeville's downtown/commercial area (62% excellent or good) experienced the most significant growth, increasing by nearly 20% since 2018. About 8 in 10 favorably reviewed the overall quality of business and service establishments, a 15% improvement over prior results. Evaluations for Lakeville as a place to work (79%), economic development services (73%), and employment opportunities (61%) also trended upward and exceeded national averages. About 6 in 10 gave positive marks to the variety of business and service establishments, while about half of residents felt similarly toward the city's shopping opportunities.

In addition to the standard questions asked on The NCS, Lakeville also asked a custom question gauging where residents most often go for various activities and services. Residents were most likely to stay within Lakeville for grocery shopping, recreation, and fast food/fast-casual dining. In contrast, respondents were largely more likely to leave the city for special occasion dining, clothing and accessories shopping, and entertainment or performing arts.

While the economy is strong in Lakeville, residents indicated a growing concern toward general affordability, which aligns with trends seen on the national level. Around 4 in 10 residents gave excellent or good ratings to the cost of living in Lakeville and to the availability of affordable quality housing in the city, both declining by over 10% since the previous survey. When asked what impact the economy would likely have on their household income in the coming six months, only 19% of respondents felt it would very or somewhat positive (compared to 45% in 2018).

### The natural environment and recreation are a bright spot for Lakeville.

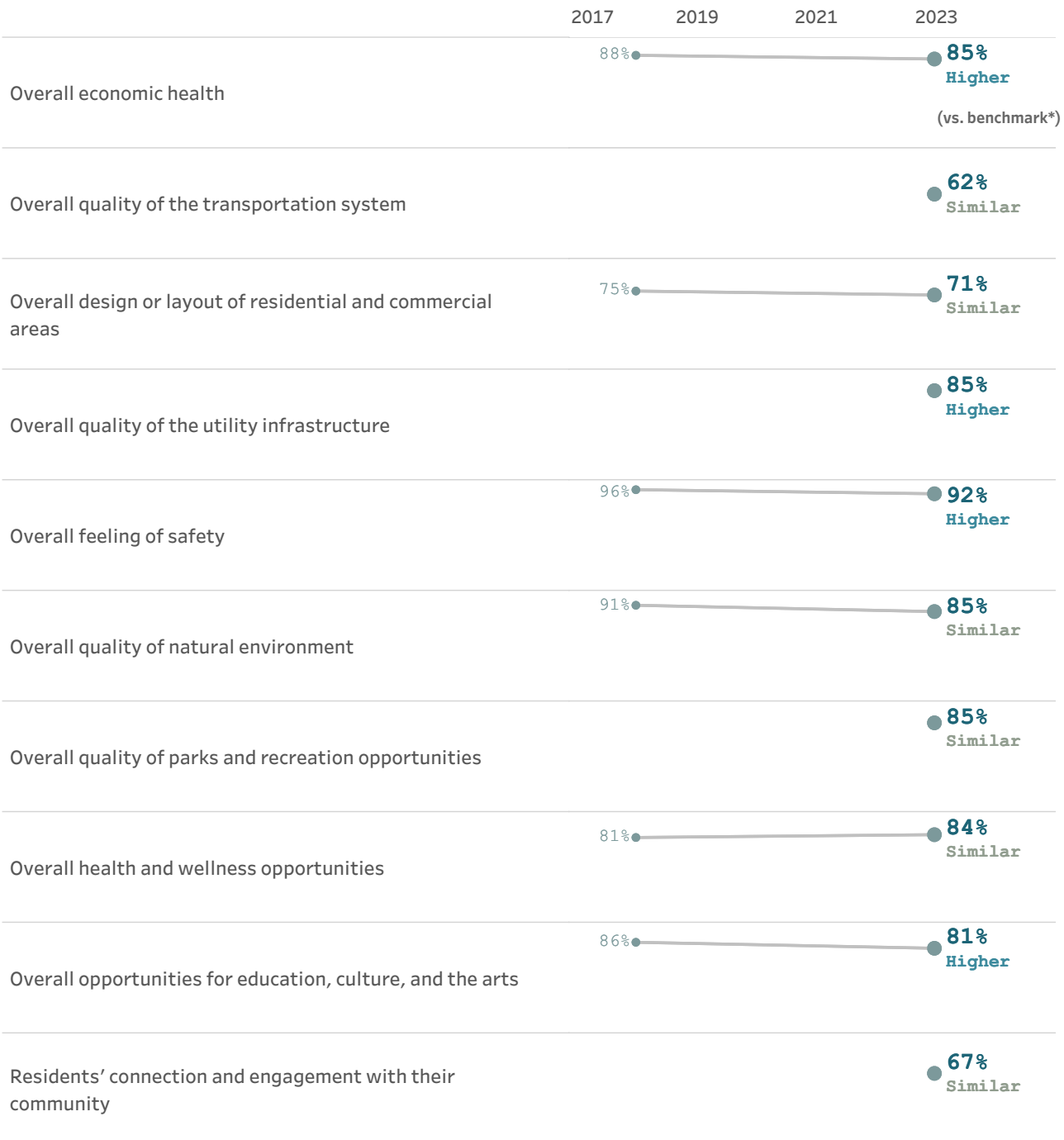
Residents gave favorable ratings to items related to the outdoors and recreation in Lakeville, with many ranking higher than the national benchmarks. About 9 in 10 provided positive marks to fitness opportunities, City parks, and air quality, all in line with comparison communities. Higher-than-average ratings were given to Lakeville's water resources (85%), availability of paths and walking trails (82%), cleanliness (91%), and recycling services (86%). Approximately three-quarters highly reviewed the city's recreational opportunities and recreation centers and facilities, and 6 in 10 did the same for Lakeville open space and the preservation of natural areas.

## Facets of Livability

Resident perceptions of quality and importance for each of the facets of community livability provide an overview of community strengths and challenges that are useful for planning, budgeting and performance evaluation.

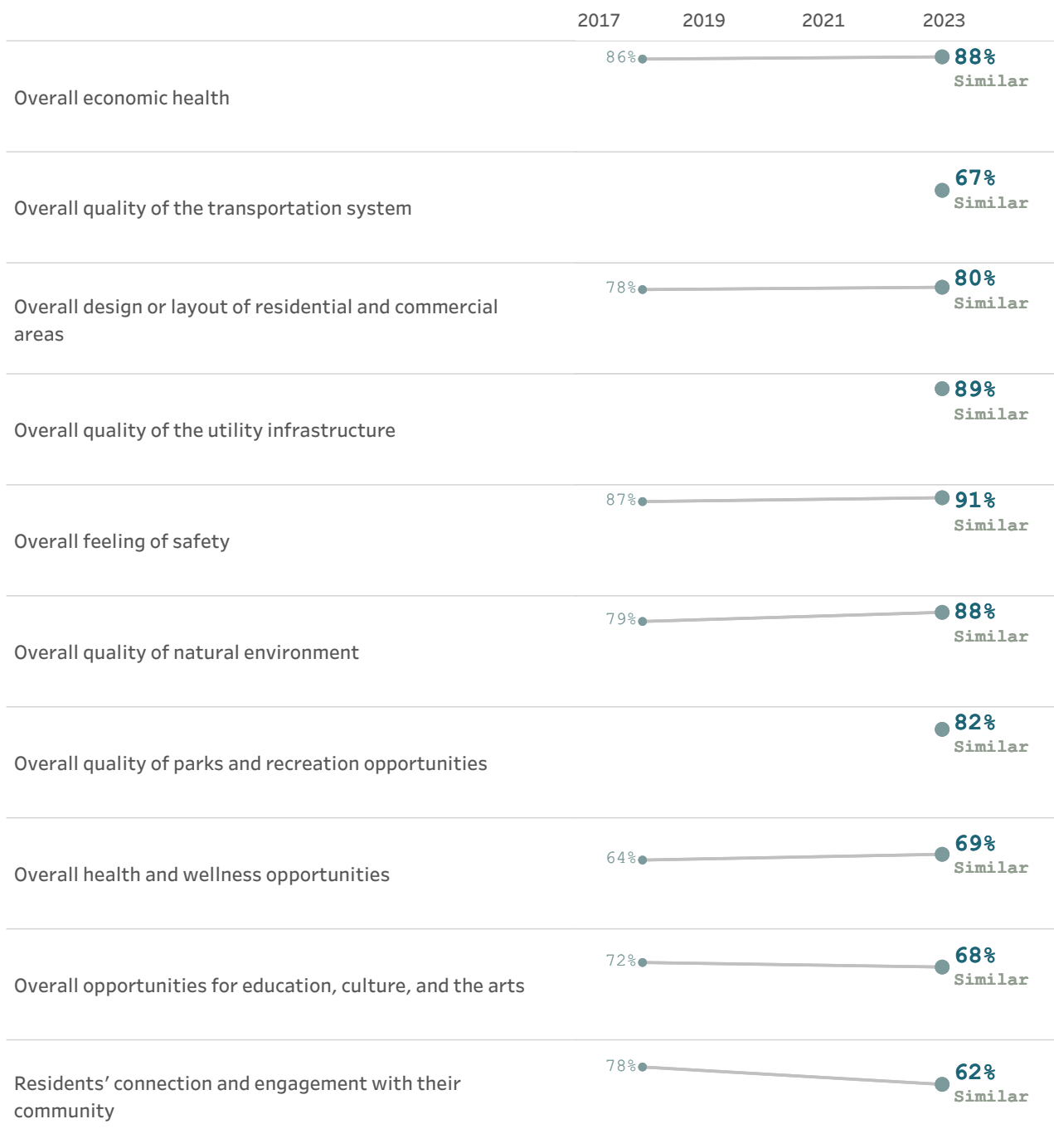
The charts below show the proportion of residents who rated the community facets positively for quality and the priority (importance) placed on each. Also displayed is whether local ratings were lower, similar, or higher than communities across the country (the national benchmark).

Please rate each of the following characteristics as they relate to Lakeville as a whole.  
(% excellent or good)



Please rate how important, if at all, you think it is for the Lakeville community to focus on each of the following in the coming two years.

(% essential or very important)



\* Comparison to the national benchmark is shown. If no comparison is available, this is left blank.

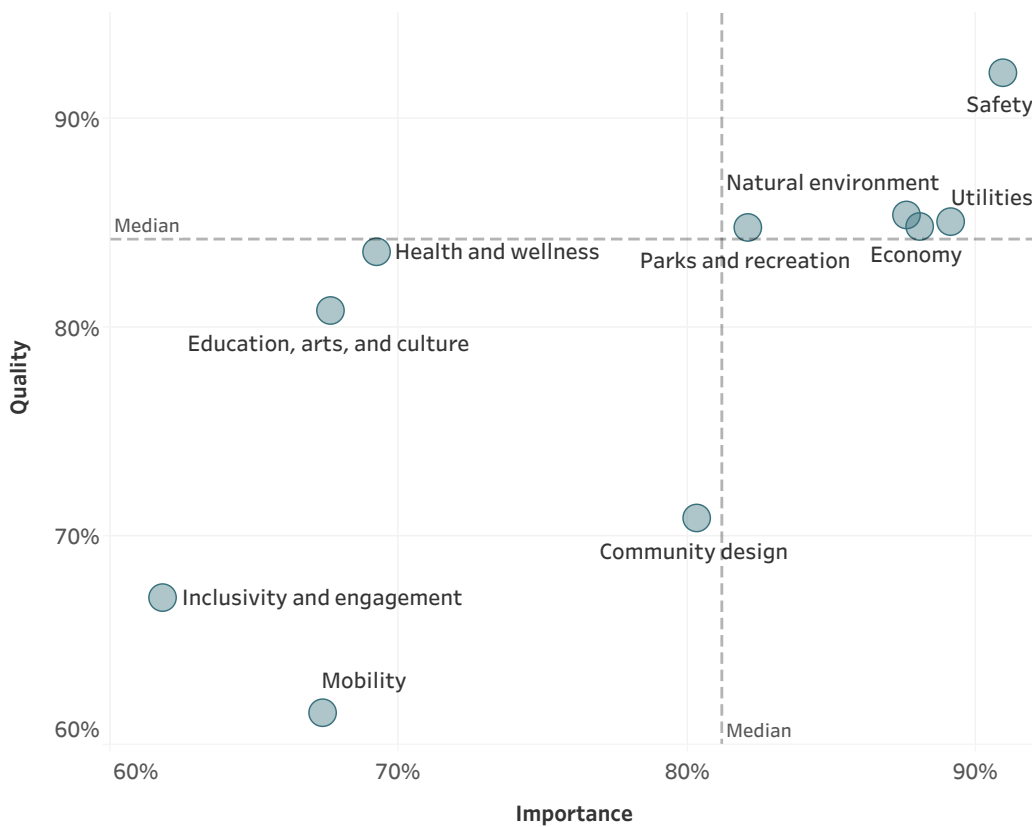
## Balancing performance and importance

Every jurisdiction must balance limited resources while meeting resident needs and striving to optimize community livability. To this end, it is helpful to know what aspects of the community are most important to residents and which they perceive as being of higher or lower quality. It is especially helpful to know when a facet of livability is considered of high importance but rated as lower quality, as this should be a top priority to address.

To help guide City staff and officials with decisions on future resource allocation, resident ratings of the importance of services were compared to their ratings of the quality of these services. To identify the services perceived by residents to have relatively lower quality at the same time as relatively higher importance, all services were ranked from highest perceived quality to lowest perceived quality and from highest perceived importance to lowest perceived importance. Some services were in the top half of both lists (higher quality and higher importance); some were in the top half of one list but the bottom half of the other (higher quality and lower importance or lower quality and higher importance); and some services were in the bottom half of both lists.

Services receiving quality ratings of excellent or good by 84% or more of respondents were considered of “higher quality” and those with ratings lower than 84% were considered to be of “lower quality.” Services were classified as “more important” if they were rated as essential or very important by 81% or more of respondents. Services were rated as “less important” if they received a rating of less than 81%. This classification uses the median ratings for quality and importance to divide the services in half.

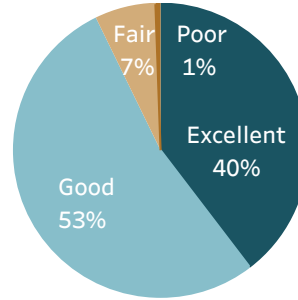
The quadrants in the figure below show which community facets were given higher or lower importance ratings (right-left) and which had higher or lower quality ratings (up-down). Facets of livability falling closer to a diagonal line from the lower left to the upper right are those where performance ratings are more commensurate with resident priorities. Facets scoring closest to the lower right hand corner of the matrix ( higher in importance and lower in quality) are those that may warrant further investigation to see if changes to their delivery are necessary to improve their performance. This is the key part of this chart on which to focus. Facets falling in the top left hand corner of the chart (lower in importance but higher in quality) are areas where performance may outscore resident priorities, and may be a consideration for lower resource allocation.



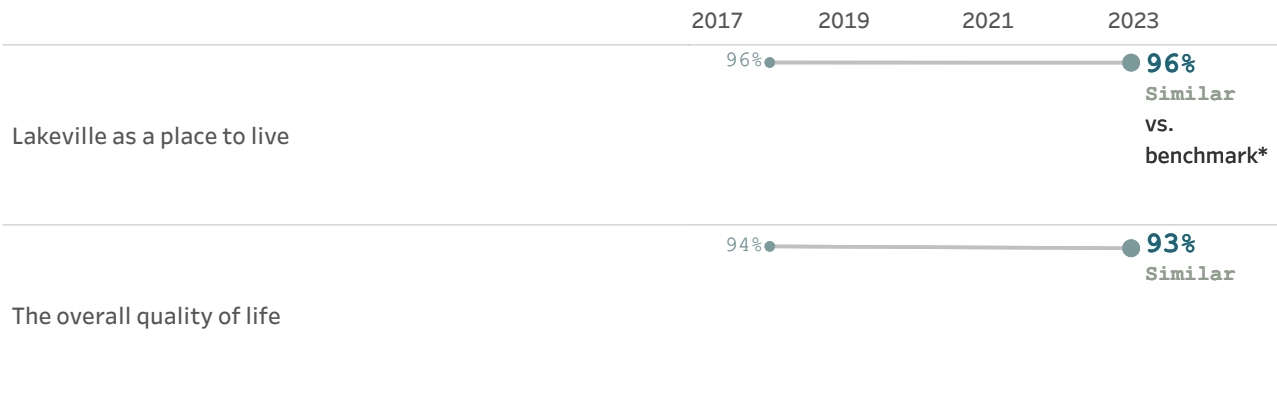
## Quality of Life

Measuring community livability starts with assessing the quality of life of those who live there, and ensuring that the community is attractive, accessible, and welcoming to all.

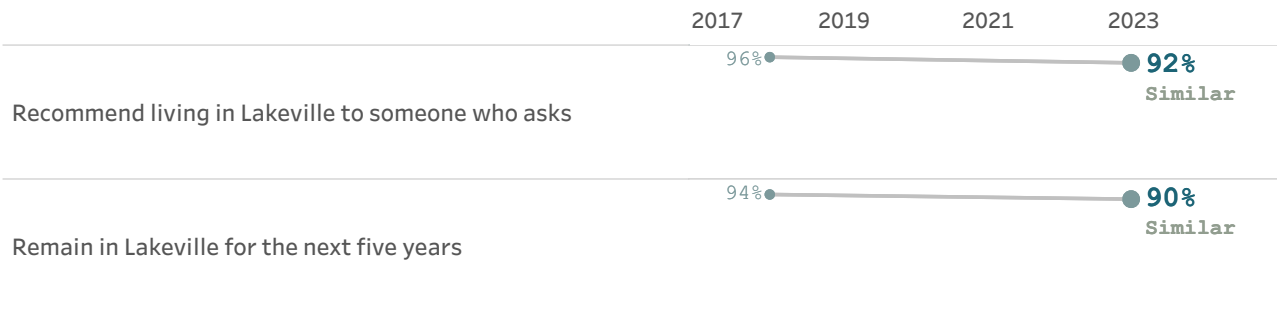
The overall quality of life in Lakeville, 2023




Please rate each of the following aspects of quality of life in Lakeville.  
(% excellent or good)



Please indicate how likely or unlikely you are to do each of the following.  
(% very or somewhat likely)



Please rate each of the following in the Lakeville community.  
(% excellent or good)

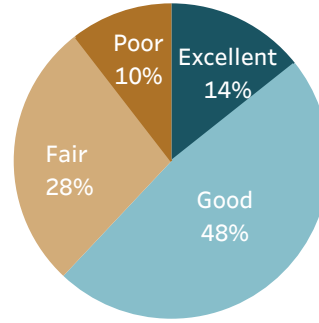


\* Comparison to the national benchmark is shown. If no comparison is available, this is left blank.

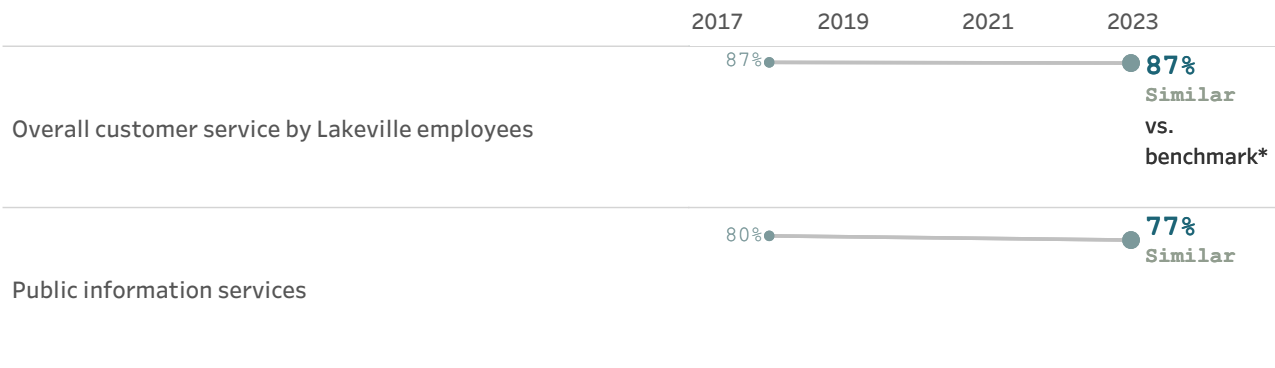
## Governance

Strong local governments produce results that meet the needs of residents while making the best use of available resources, and are responsive to the present and future needs of the community as a whole.

Overall confidence in Lakeville government, 2023

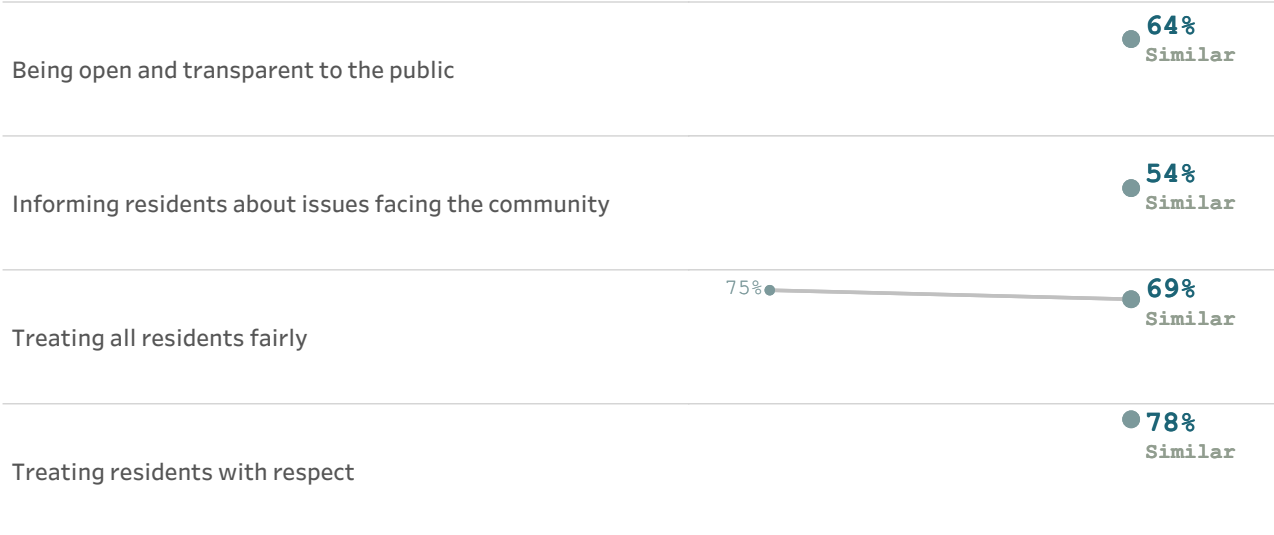


Please rate the quality of each of the following services in Lakeville. (% excellent or good)

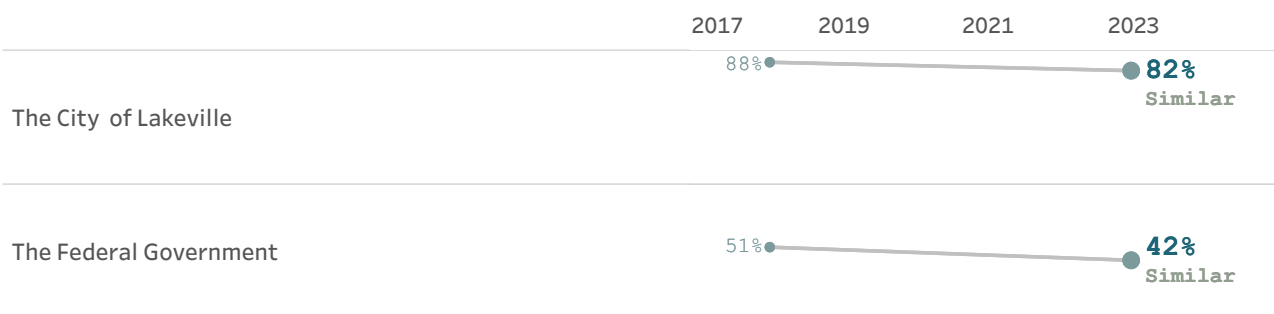


Please rate the following categories of Lakeville government performance. (% excellent or good)





**Overall, how would you rate the quality of the services provided by each of the following?  
(% excellent or good)**

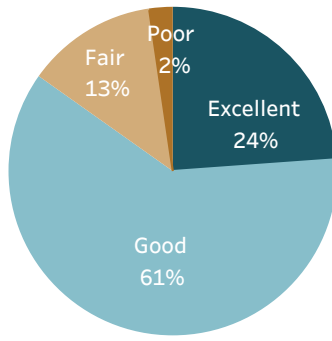


\* Comparison to the national benchmark is shown. If no comparison is available, this is left blank.

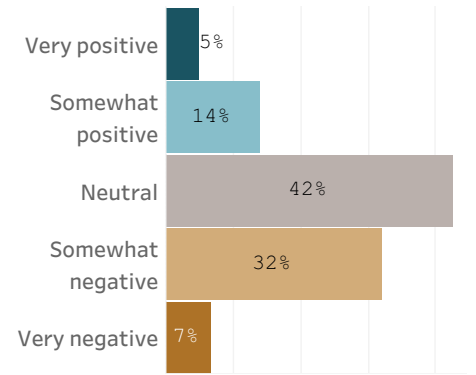
## Economy

Local governments work together with private and nonprofit businesses, and with the community at large, to foster sustainable growth, create jobs, and promote a thriving local economy.

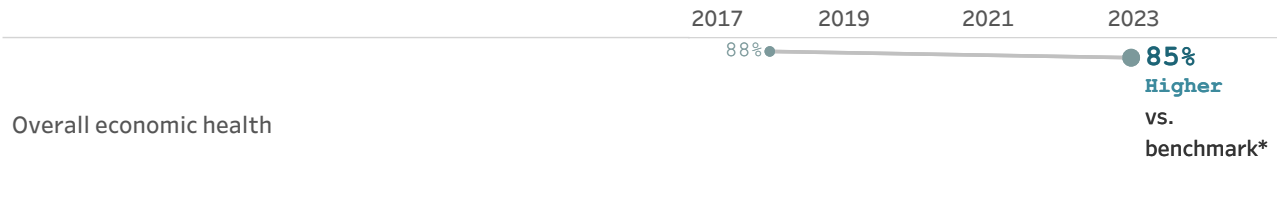
Overall economic health of Lakeville, 2023



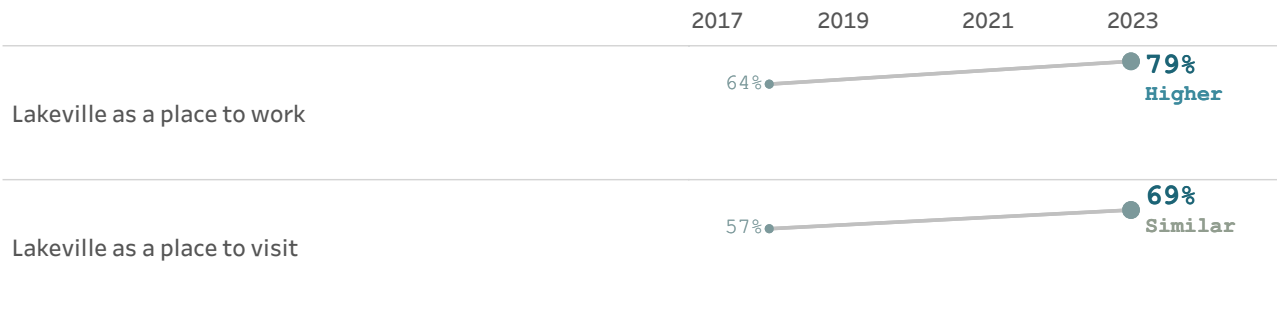
What impact, if any, do you think the economy will have on your family income in the next 6 months? Do you think the impact will be:



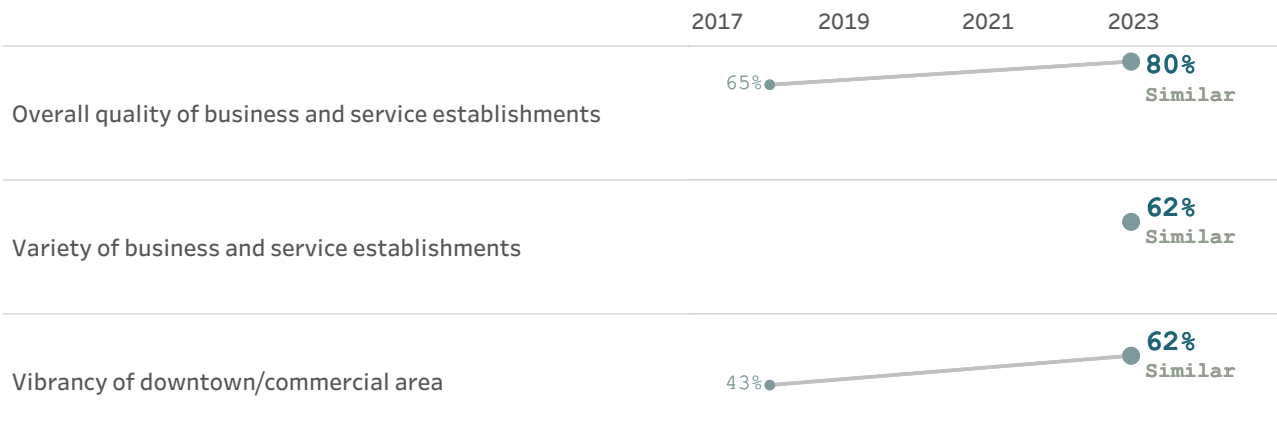
Please rate each of the following characteristics as they relate to Lakeville as a whole. (% excellent or good)




Please rate each of the following aspects of quality of life in Lakeville. (% excellent or good)




Please rate each of the following in the Lakeville community. (% excellent or good)

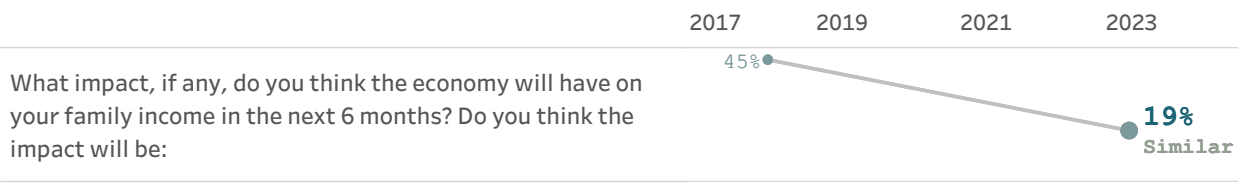




Please rate the quality of each of the following services in Lakeville.  
(% excellent or good)



What impact, if any, do you think the economy will have on your family income in the next 6 months? Do you think the impact will be:  
(% very or somewhat positive)

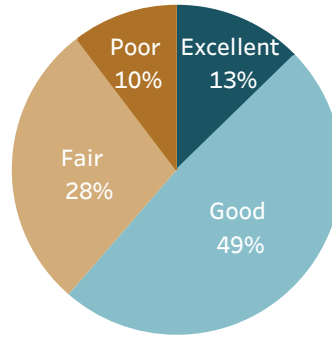


\* Comparison to the national benchmark is shown. If no comparison is available, this is left blank.


## Mobility

The ease with which residents can move about their communities, whether for commuting, leisure, or recreation, plays a major role in the quality of life for all who live, work, and play in the community.

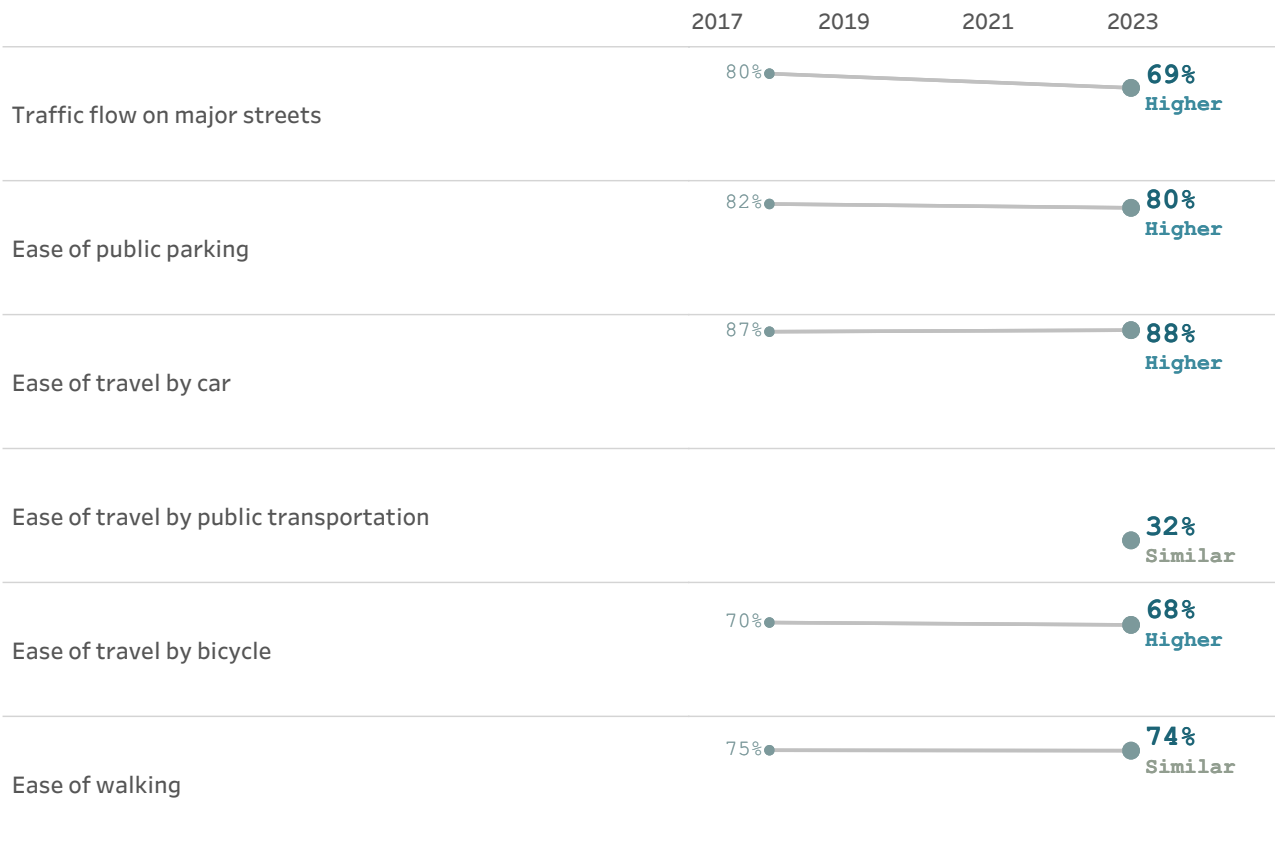
Overall quality of the transportation system in Lakeville, 2023



Please rate each of the following characteristics as they relate to Lakeville as a whole.  
(% excellent or good)

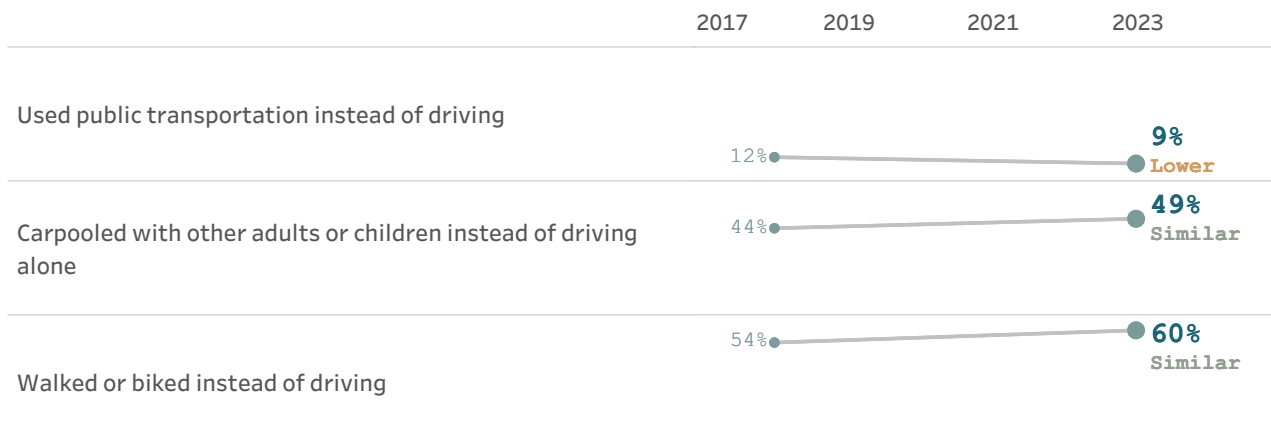


Please also rate each of the following in the Lakeville community.  
(% excellent or good)



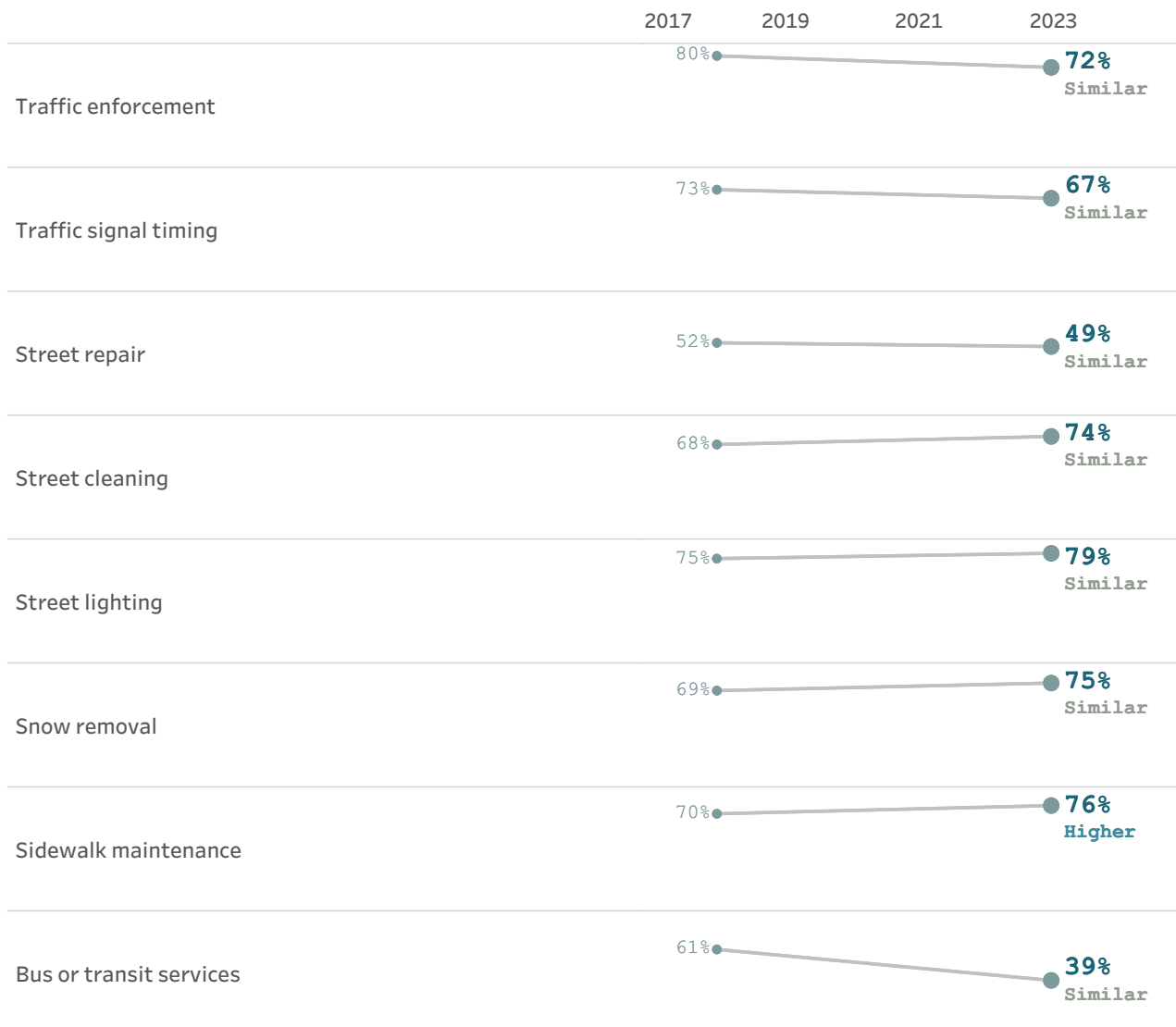
**Please indicate whether or not you have done each of the following in the last 12 months.**

(% yes)



**Please rate the quality of each of the following services in Lakeville.**

(% excellent or good)

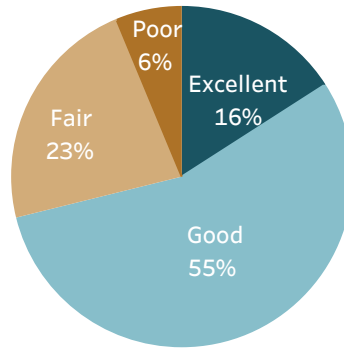


\* Comparison to the national benchmark is shown. If no comparison is available, this is left blank.

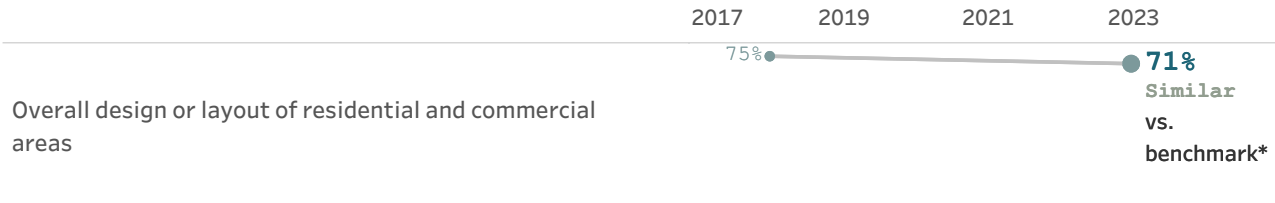
Overall design or layout of Lakeville's residential and commercial areas, 2023

## Community Design


A well-designed community enhances the quality of life for its residents by encouraging smart land use and zoning, ensuring that affordable housing is accessible to all, and providing access to parks and other green spaces.



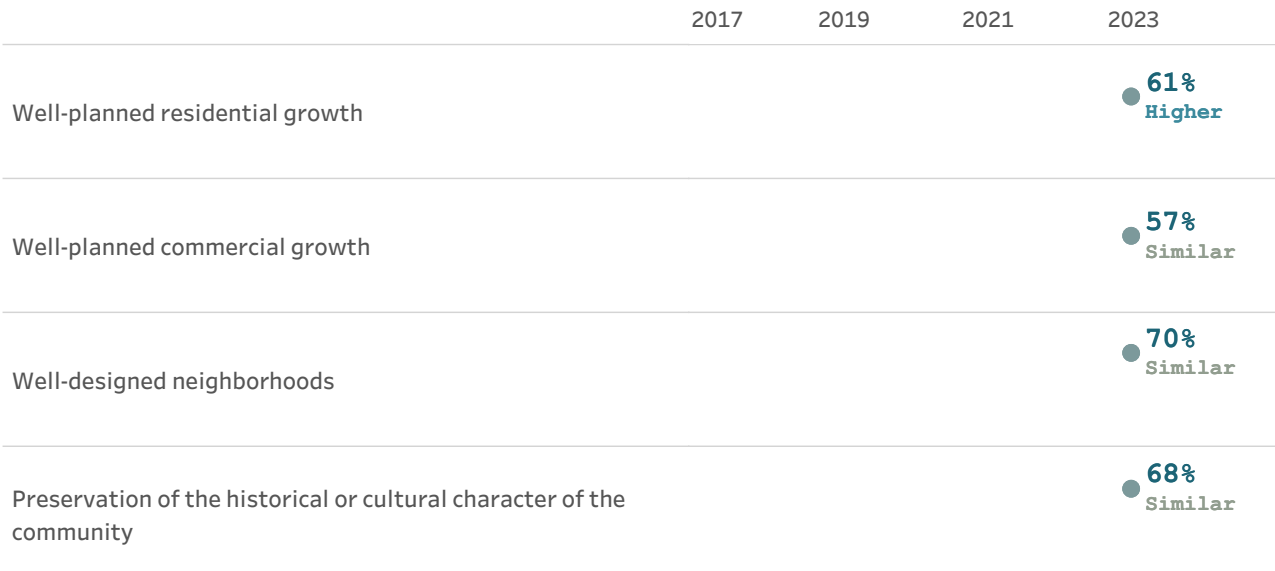
Please rate each of the following characteristics as they relate to Lakeville as a whole.  
(% excellent or good)

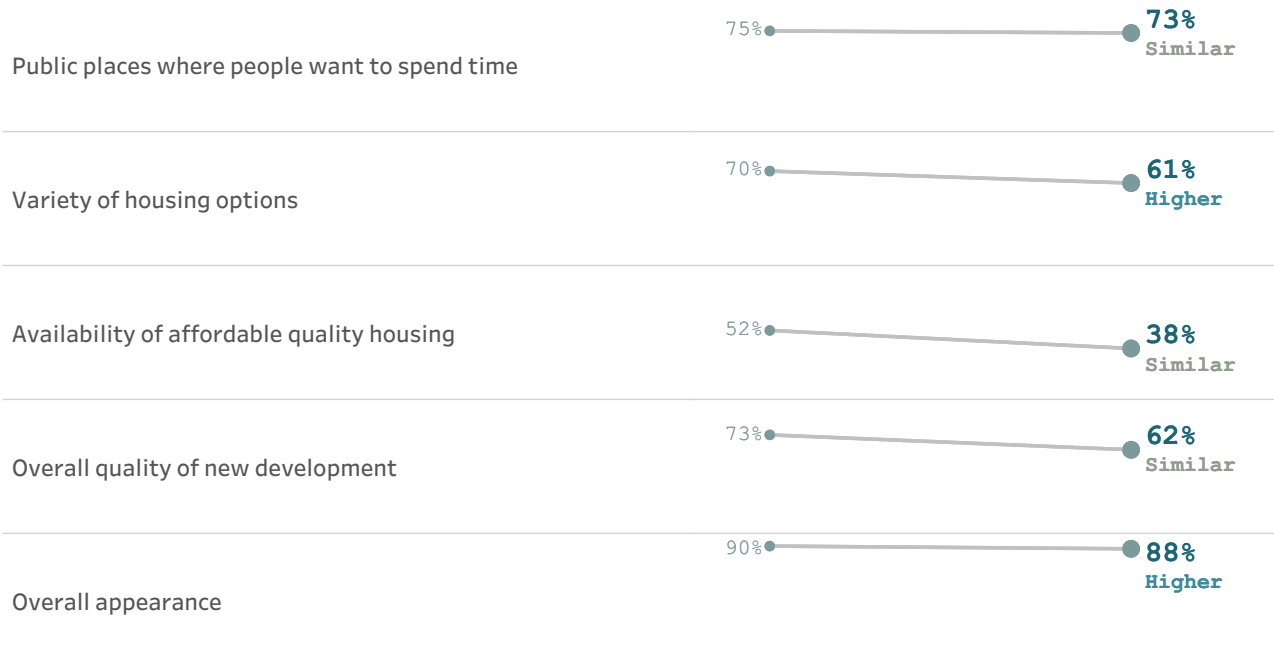


Please rate each of the following aspects of quality of life in Lakeville.  
(% excellent or good)



Please also rate each of the following in the Lakeville community.  
(% excellent or good)





**Please rate the quality of each of the following services in Lakeville.  
(% excellent or good)**

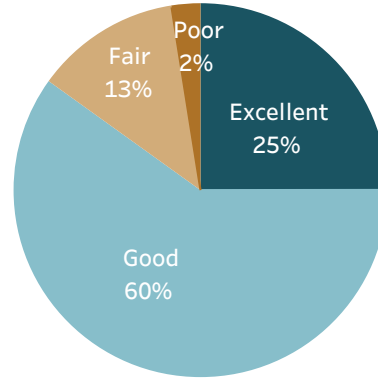


\* Comparison to the national benchmark is shown. If no comparison is available, this is left blank.


## Utilities

Services such as water, gas, electricity, and internet access play a vital role in ensuring the physical and economic health and well-being of the communities they serve.

Overall quality of the utility infrastructure in Lakeville, 2023



Please rate each of the following characteristics as they relate to Lakeville as a whole. (% excellent or good)



Please rate the quality of each of the following services in Lakeville. (% excellent or good)



---

Utility billing

---

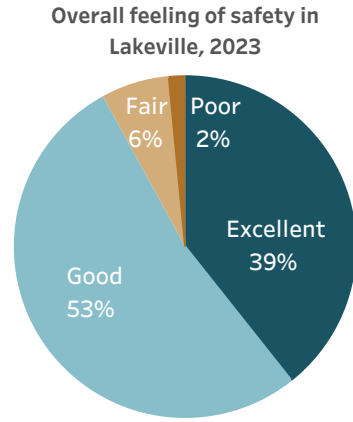
85%

**82%**  
Similar

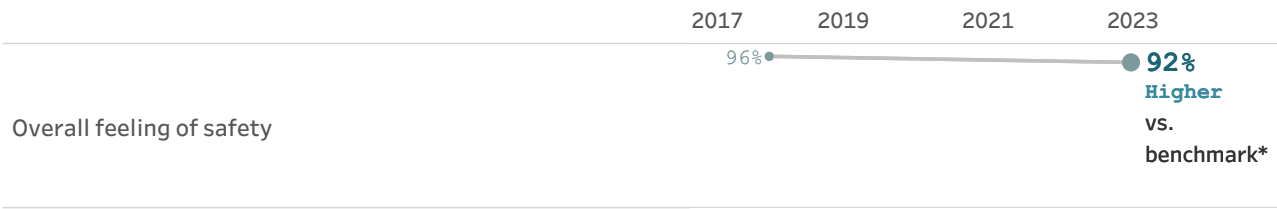
\* Comparison to the national benchmark is shown. If no comparison is available, this is left blank.

## Safety

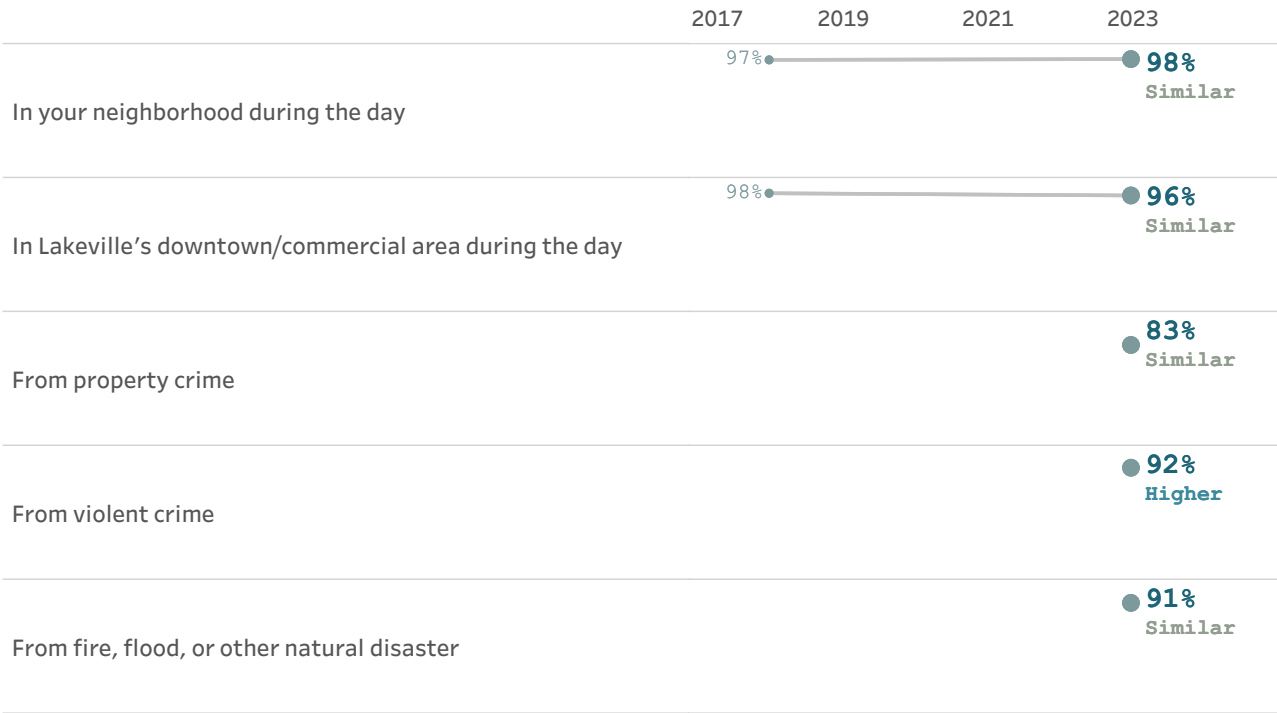
Public safety is often the most important task facing local governments. All residents should feel safe and secure in their neighborhoods and in the greater community, and providing robust safety-related services is essential to residents' quality of life.



Please rate each of the following characteristics as they relate to Lakeville as a whole.  
(% excellent or good)



Please rate how safe or unsafe you feel:  
(% very or somewhat safe)

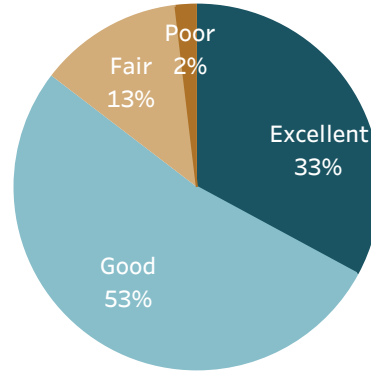


**Please rate the quality of each of the following services in Lakeville.**  
 (% excellent or good)



\* Comparison to the national benchmark is shown. If no comparison is available, this is left blank.

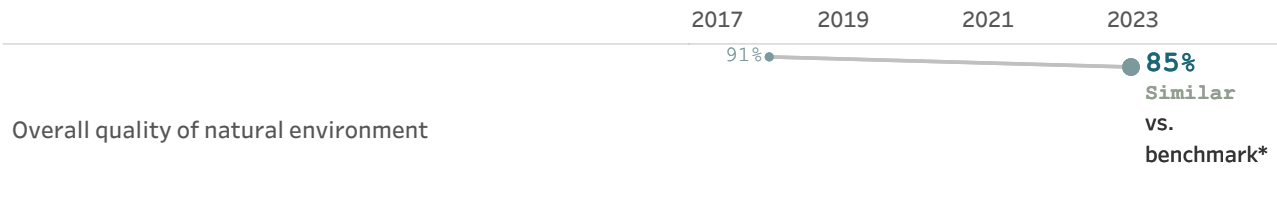
Overall quality of natural environment in Lakeville, 2023



## Natural Environment

The natural environment plays a vital role in the health and well-being of residents. The natural spaces in which residents live and experience their communities has a direct and profound effect on quality of life.

Please rate each of the following characteristics as they relate to Lakeville as a whole.  
(% excellent or good)

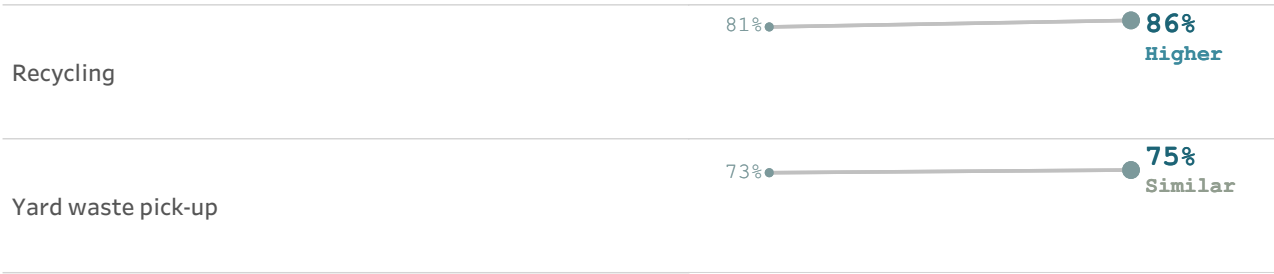


Please also rate each of the following in the Lakeville community.  
(% excellent or good)



Please rate the quality of each of the following services in Lakeville.  
(% excellent or good)





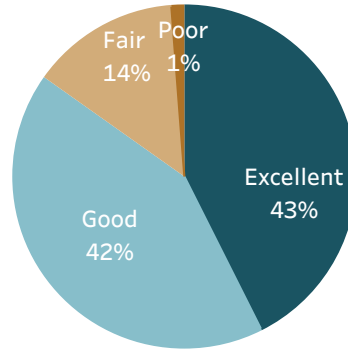
\* Comparison to the national benchmark is shown. If no comparison is available, this is left blank.

Overall quality of parks and recreation opportunities, 2023

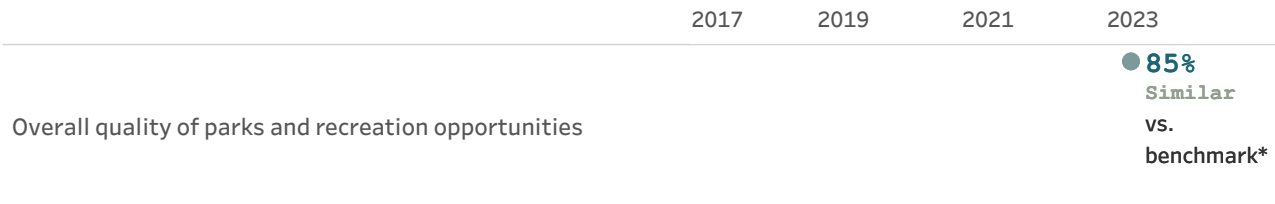
## Parks and Recreation

“There are no communities that pride themselves on their quality of life, promote themselves as a desirable location for businesses to relocate, or maintain that they are environmental stewards of their natural resources, without such communities having a robust, active system of parks and recreation programs for public use and enjoyment.”

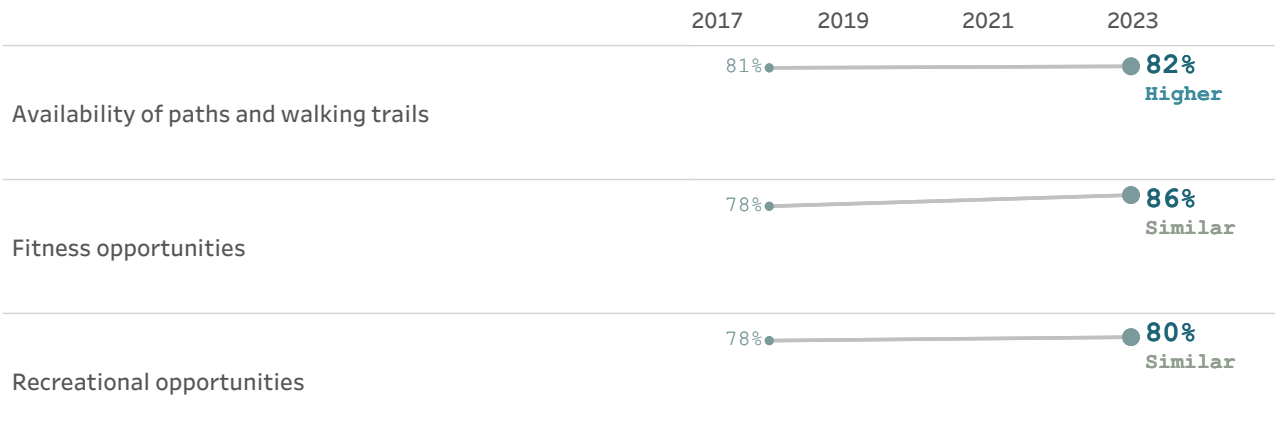
- National Recreation and Park Association



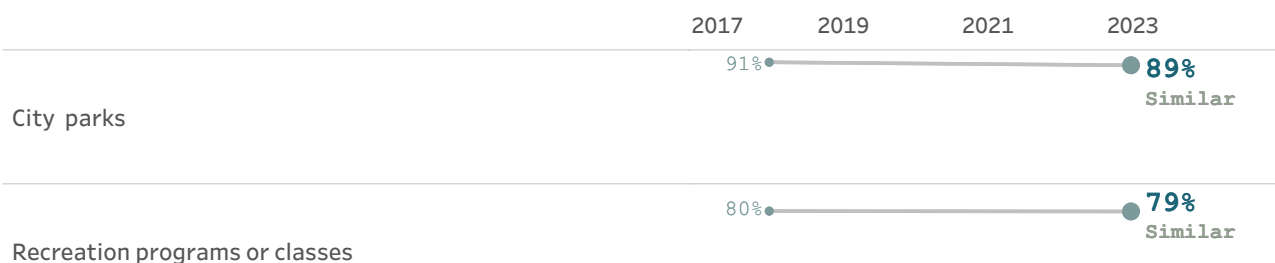
Please rate each of the following characteristics as they relate to Lakeville as a whole.  
(% excellent or good)



Please also rate each of the following in the Lakeville community.  
(% excellent or good)



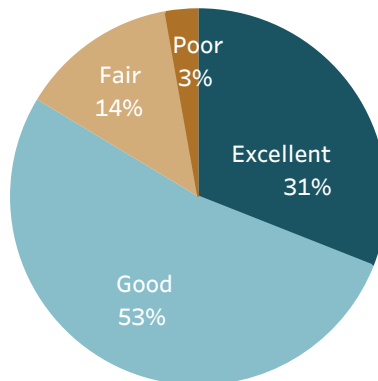
Please rate the quality of each of the following services in Lakeville.  
(% excellent or good)





\* Comparison to the national benchmark is shown. If no comparison is available, this is left blank.


Overall health and wellness opportunities in Lakeville, 2023



## Health and Wellness

The characteristics of and amenities available in the communities in which people live has a direct impact on the health and wellness of residents, and thus, on their quality of life overall.


Please rate each of the following characteristics as they relate to Lakeville as a whole.  
(% excellent or good)



Please also rate each of the following in the Lakeville community.  
(% excellent or good)



Please rate the quality of each of the following services in Lakeville.  
(% excellent or good)



Please rate your overall health.  
(% excellent or very good)



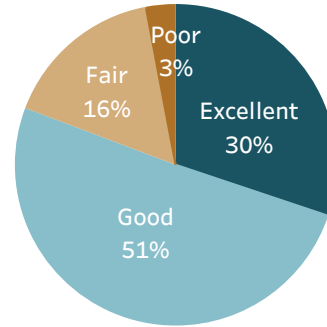
Please rate your overall health.

\* Comparison to the national benchmark is shown. If no comparison is available, this is left blank.

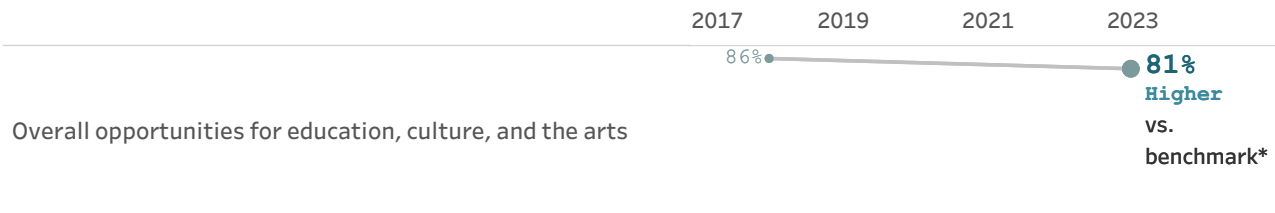
## Education, Arts, and Culture

Participation in the arts, in educational opportunities, and in cultural activities is linked to increased civic engagement, greater social tolerance, and enhanced enjoyment of the local community.

Overall opportunities for education, culture and the arts, 2023




Please rate each of the following characteristics as they relate to Lakeville as a whole.  
(% excellent or good)



Please also rate each of the following in the Lakeville community.  
(% excellent or good)

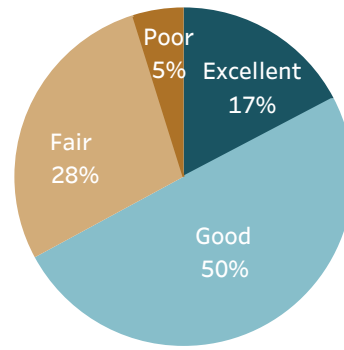


Please rate the quality of each of the following services in Lakeville.  
(% excellent or good)



\* Comparison to the national benchmark is shown. If no comparison is available, this is left blank.


Residents' connection and engagement with their community, 2023



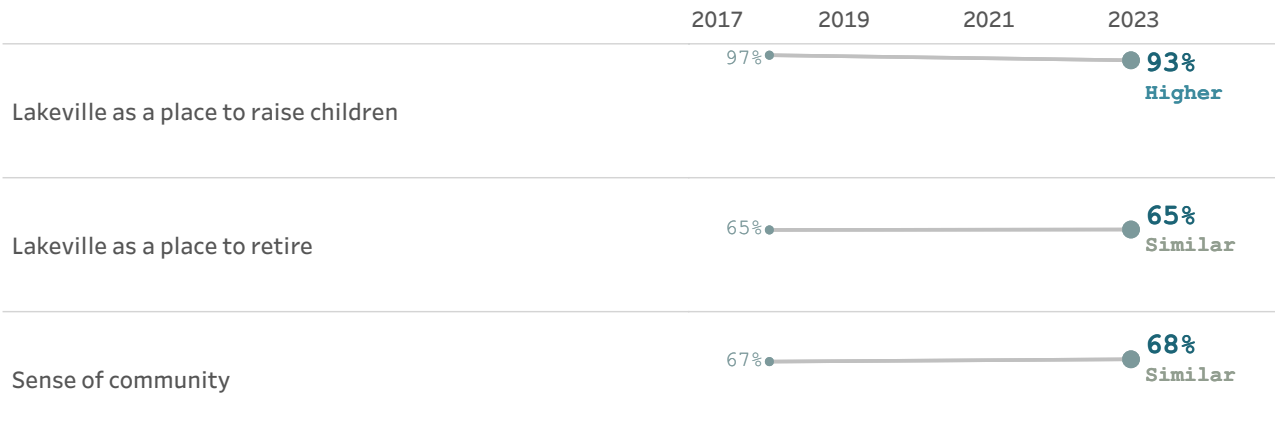
## Inclusivity and Engagement

Inclusivity refers to a cultural and environmental feeling of belonging; residents who feel invited to participate within their communities feel more included, involved, and engaged than those who do not.


Please rate each of the following characteristics as they relate to Lakeville as a whole.  
(% excellent or good)

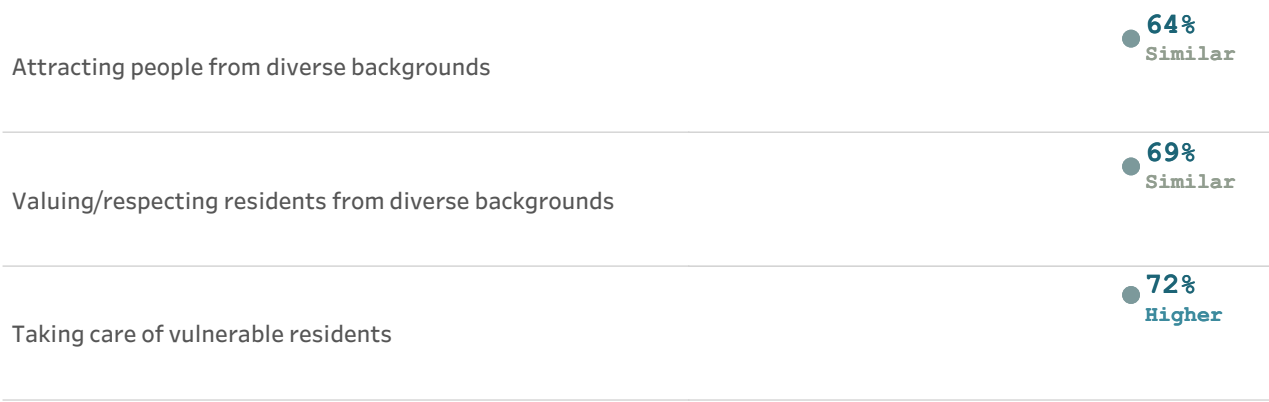


Please rate each of the following aspects of quality of life in Lakeville.  
(% excellent or good)



Please rate the job you feel the Lakeville community does at each of the following.  
(% excellent or good)





Please also rate each of the following in the Lakeville community.  
(% excellent or good)



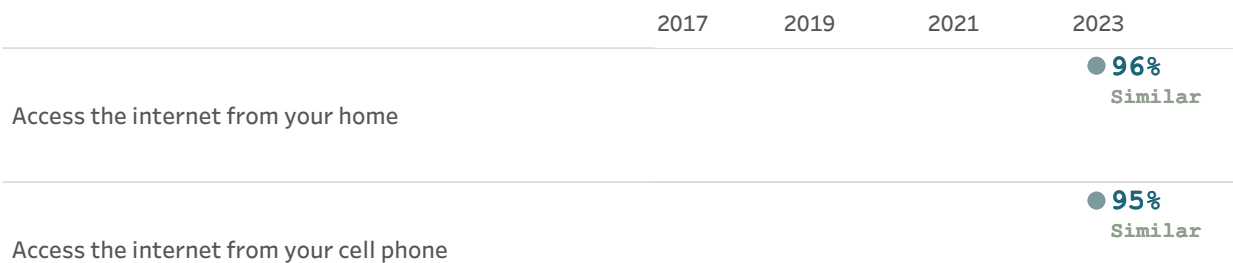
\* Comparison to the national benchmark is shown. If no comparison is available, this is left blank.

## Residents' participation levels

Please indicate whether or not you have done each of the following in the last 12 months.  
(% yes)



In general, how many times do you:  
(% a few times a week or more)



---

Visit social media sites	● <b>81%</b> Similar
Use or check email	● <b>98%</b> Similar
Share your opinions online	● <b>21%</b> Similar
Shop online	● <b>61%</b> Similar

---

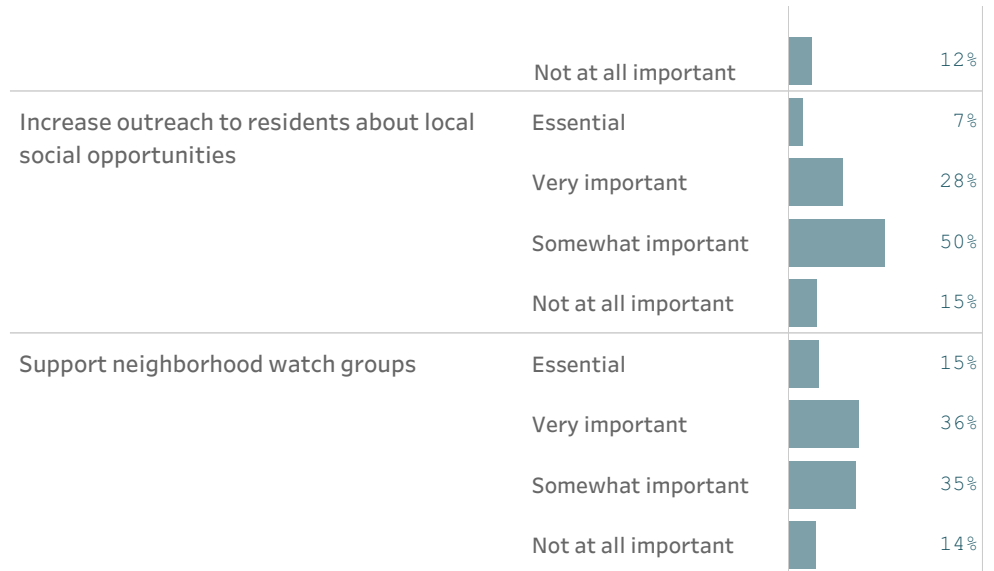
\* Comparison to the national benchmark is shown. If no comparison is available, this is left blank.

## Custom Questions

Below are the complete set of responses to each custom question on the survey. By default, "don't know" responses are excluded, but may be added to the table using the response filter below.

		Include "don't know"	
		No	
<b>Please select the single area that you go to the most for each of the following activities or services.</b>	Grocery shopping	Downtown Lakeville	5%
		Other location in Lakeville	67%
		Area outside Lakeville	28%
Fast food, carry out, or fast-casual dining	Downtown Lakeville	6%	
	Other location in Lakeville	49%	
	Area outside Lakeville	41%	
	Other or N/A	4%	
Casual sit-down dining	Downtown Lakeville	23%	
	Other location in Lakeville	27%	
	Area outside Lakeville	45%	
	Other or N/A	6%	
Special occasion dining	Downtown Lakeville	7%	
	Other location in Lakeville	18%	
	Area outside Lakeville	69%	
	Other or N/A	6%	
Clothing and accessories shopping	Downtown Lakeville Other	1%	
	Other location in Lakeville	12%	
	Area outside Lakeville	82%	
	Other or N/A	4%	
Health care services	Downtown Lakeville	3%	
	Other location in Lakeville	36%	
	Area outside Lakeville	57%	
	Other or N/A	4%	
Entertainment and/or performing arts	Downtown Lakeville	12%	
	Other location in Lakeville	11%	
	Area outside Lakeville	63%	





## Open-Ended Questions

Lakeville included one open-ended question on their survey. The verbatim responses were categorized by topic area and those topics are reported below with the percent of responses given in each category. Because some comments from residents covered more than a single topic, those verbatim responses are grouped by the first topic listed in each comment.

### When thinking about the overall direction that Lakeville is taking, what one change could the City make to better act in the interest of the community?

Development, control/slow city growth	16%
Economic activity (e.g., attract new businesses, quality/variety of businesses, do..	16%
General mobility, traffic, and roads (e.g., sidewalks, bike paths, public transporta..	15%
Government (e.g., code enforcement, ordinances, communication, taxes and spen..	11%
Community design (infrastructure, housing affordability, residential construction..	7%
None/Don't know	7%
Education, arts, and culture (K-12, events, festivals, etc.)	6%
Recreation (e.g., parks, community centers, sports leagues, recreational opportun..	5%
Community diversity, inclusion, and accessibilty	5%
Natural environment (open space, sustainability, recycling, etc.)	4%
Safety (e.g., crime, police, emergency services, etc.)	4%
Other	2%

## National Benchmark Tables

This table contains the comparisons of Lakeville’s results to those from other communities. The first column shows the comparison of Lakeville’s rating to the benchmark. Lakeville’s results are noted as being “higher”, “lower” or “similar” to the benchmark, meaning that the average rating given by Lakeville residents is statistically similar to or different than the benchmark. The second column is Lakeville’s “percent positive.” Most commonly, the percent positive is the combination of the top two most positive response options (i.e., excellent/good). The third column is the rank assigned to Lakeville’s rating among communities where a similar question was asked. The fourth column is the number of communities that asked a similar question. The fifth column shows the percentile for Lakeville’s result -- that is what percent of surveyed communities had a lower rating than Lakeville.

			% positive	Rank	Number of communities	Percentile
<b>Please rate each of the following aspects of quality of life in Lakeville.</b>	Lakeville as a place to live	Similar	96%	56	348	84
	Your neighborhood as a place to live	Similar	93%	47	310	85
	Lakeville as a place to raise children	Higher	93%	52	352	85
	Lakeville as a place to work	Higher	79%	71	344	79
	Lakeville as a place to visit	Similar	69%	118	308	62
	Lakeville as a place to retire	Similar	65%	176	349	49
	The overall quality of life	Similar	93%	67	366	81
	Sense of community	Similar	68%	88	317	72
<b>Please rate each of the following characteristics as they relate to Lakeville as a whole.</b>	Overall economic health	Higher	85%	69	302	77
	Overall quality of the transportation system	Similar	62%	78	242	68
	Overall design or layout of residential and commercial areas	Similar	71%	88	295	70
	Overall quality of the utility infrastructure	Higher	85%	31	233	87
	Overall feeling of safety	Higher	92%	78	337	77
	Overall quality of natural environment	Similar	85%	109	304	64
	Overall quality of parks and recreation opportunities	Similar	85%	73	239	69
	Overall health and wellness opportunities	Similar	84%	70	297	76
	Overall opportunities for education, culture, and the arts	Higher	81%	48	299	84
	Residents’ connection and engagement with their community	Similar	67%	46	236	80
<b>Please indicate how likely or unlikely you are to do each of the following.</b>	Recommend living in Lakeville to someone who asks	Similar	92%	80	302	73

<b>Please indicate how likely or unlikely you are to do each of the following.</b>	Remain in Lakeville for the next five years	Similar	90%	42	300	86
<b>Please rate how safe or unsafe you feel:</b>	In your neighborhood during the day	Similar	98%	40	319	87
	In Lakeville's downtown/commercial area during the day	Similar	96%	54	309	82
	From property crime	Similar	83%	66	244	73
	From violent crime	Higher	92%	36	244	85
	From fire, flood, or other natural disaster	Similar	91%	15	234	94
<b>Please rate the job you feel the Lakeville community does at each of the following.</b>	Making all residents feel welcome	Similar	81%	25	241	90
	Attracting people from diverse backgrounds	Similar	64%	76	238	68
	Valuing/respecting residents from diverse backgrounds	Similar	69%	64	239	73
	Taking care of vulnerable residents	Higher	72%	23	235	90
<b>Please rate each of the following in the Lakeville community.</b>	Overall quality of business and service establishments	Similar	80%	91	304	70
	Variety of business and service establishments	Similar	62%	102	236	57
	Vibrancy of downtown/commercial area	Similar	62%	89	284	69
	Employment opportunities	Higher	61%	61	315	80
	Shopping opportunities	Similar	47%	183	306	40
	Cost of living	Similar	39%	136	295	54
	Overall image or reputation	Higher	86%	75	343	78
<b>Please also rate each of the following in the Lakeville community.</b>	Traffic flow on major streets	Higher	69%	51	318	84
	Ease of public parking	Higher	80%	33	282	88
	Ease of travel by car	Higher	88%	26	312	91
	Ease of travel by public transportation	Similar	32%	166	286	42
	Ease of travel by bicycle	Higher	68%	60	312	81
	Ease of walking	Similar	74%	76	315	76
	Well-planned residential growth	Higher	61%	47	237	80
	Well-planned commercial growth	Similar	57%	46	237	81
	Well-designed neighborhoods	Similar	70%	46	235	80

Please also rate each of the following in the Lakeville community.	Please also rate each of the following in the Lakeville community.					
	Rating	Percentage	Count	Count	Count	Count
Preservation of the historical or cultural character of the community	Similar	68%	81	234	65	
Public places where people want to spend time	Similar	73%	68	290	76	
Variety of housing options	Higher	61%	68	302	77	
Availability of affordable quality housing	Similar	38%	98	323	69	
Overall quality of new development	Similar	62%	63	312	80	
Overall appearance	Higher	88%	47	322	85	
Cleanliness	Higher	91%	37	319	88	
Water resources	Higher	85%	35	217	84	
Air quality	Similar	90%	86	290	70	
Availability of paths and walking trails	Higher	82%	75	315	76	
Fitness opportunities	Similar	86%	56	292	81	
Recreational opportunities	Similar	80%	78	309	75	
Availability of affordable quality food	Similar	67%	102	287	64	
Availability of affordable quality health care	Similar	70%	75	295	74	
Availability of preventive health services	Higher	75%	44	282	84	
Availability of affordable quality mental health care	Higher	57%	34	286	88	
Opportunities to attend cultural/arts/music activities	Similar	69%	79	305	74	
Community support for the arts	Higher	77%	36	234	85	
Availability of affordable quality childcare/preschool	Higher	66%	36	295	88	
K-12 education	Similar	84%	85	298	71	
Adult educational opportunities	Higher	75%	42	290	85	
Sense of civic/community pride	Similar	75%	48	235	80	
Neighborliness of residents	Similar	74%	54	291	81	
Opportunities to participate in social events and activities	Similar	75%	61	300	80	
Opportunities to attend special events and festivals	Similar	77%	69	294	76	
Opportunities to volunteer	Similar	79%	76	295	74	



























<b>Please also rate each of the following in the Lakeville community.</b>	Opportunities to participate in community matters	Similar	70%	69	296	77
	Openness and acceptance of the community toward people of diverse backgrounds	Similar	64%	102	313	67
<b>Please indicate whether or not you have done each of the following in the last 12 months.</b>	Contacted the City of Lakeville for help or information	Similar	42%	214	318	33
	Contacted Lakeville elected officials to express your opinion	Similar	11%	239	288	17
	Attended a local public meeting	Similar	15%	206	292	29
	Watched a local public meeting	Similar	24%	140	280	50
	Volunteered your time to some group/activity	Similar	27%	197	295	33
	Campaigned or advocated for a local issue, cause, or candidate	Similar	14%	222	285	22
	Voted in your most recent local election	Similar	81%	76	234	67
	Used public transportation instead of driving	Lower	9%	191	271	29
	Carpooled with other adults or children instead of driving alone	Similar	49%	68	287	76
	Walked or biked instead of driving	Similar	60%	126	289	56
<b>Please rate the quality of each of the following services in Lakeville.</b>	Public information services	Similar	77%	80	304	73
	Economic development	Higher	73%	40	299	86
	Traffic enforcement	Similar	72%	85	337	75
	Traffic signal timing	Similar	67%	35	295	88
	Street repair	Similar	49%	124	337	63
	Street cleaning	Similar	74%	112	305	63
	Street lighting	Similar	79%	67	326	79
	Snow removal	Similar	75%	83	253	67
	Sidewalk maintenance	Higher	76%	44	305	85
	Bus or transit services	Similar	39%	166	276	40
	Land use, planning and zoning	Similar	52%	72	307	76
	Code enforcement	Similar	56%	120	330	63
	Affordable high-speed internet access	Similar	50%	117	231	49
Garbage collection	Similar	80%	196	316	38	































<b>Please rate the quality of each of the following services in Lakeville.</b>	Drinking water	Similar	85%	66	301	78	
	Sewer services	Similar	90%	47	299	84	
	Storm water management	Higher	87%	17	311	94	
	Power (electric and/or gas) utility	Similar	89%	29	258	89	
	Utility billing	Similar	82%	43	279	84	
	Police/Sheriff services	Similar	89%	58	359	84	
	Crime prevention	Higher	86%	47	336	86	
	Animal control	Similar	80%	52	312	83	
	Ambulance or emergency medical services	Similar	92%	110	306	64	
	Fire services	Similar	94%	130	326	60	
	Fire prevention and education	Similar	88%	51	300	83	
	Emergency preparedness	Similar	77%	68	302	77	
	Preservation of natural areas	Similar	66%	113	289	61	
	Lakeville open space	Similar	69%	103	287	64	
	Recycling	Higher	86%	61	320	81	
	Yard waste pick-up	Similar	75%	146	282	48	
	City parks	Similar	89%	76	315	76	
	Recreation programs or classes	Similar	79%	96	310	69	
	Recreation centers or facilities	Similar	74%	112	298	62	
	Health services	Similar	78%	64	276	77	
	Public library services	Similar	92%	109	311	65	
	Overall customer service by Lakeville employees	Similar	87%	69	345	80	
	<b>Please rate the following categories of Lakeville government performance.</b>	The value of services for the taxes paid to Lakeville	Similar	59%	121	350	65
		The overall direction that Lakeville is taking	Similar	67%	91	329	72
The job Lakeville government does at welcoming resident involvement		Similar	60%	70	326	78	
Overall confidence in Lakeville government		Similar	62%	86	298	71	

<b>Please rate the following categories of Lakeville government performance.</b>	Generally acting in the best interest of the community	Similar	67%	79	302	74
	Being honest	Similar	70%	81	293	72
	Being open and transparent to the public	Similar	64%	69	241	71
	Informing residents about issues facing the community	Similar	54%	82	246	67
	Treating all residents fairly	Similar	69%	85	299	71
	Treating residents with respect	Similar	78%	67	238	72
<b>Overall, how would you rate the quality of the services provided by each of the following?</b>	The City of Lakeville	Similar	82%	101	345	71
	The Federal Government	Similar	42%	92	285	68
<b>Please rate how important, if at all, you think it is for the Lakeville community to focus on each of the following in the coming two years.</b>	Overall economic health	Similar	88%	179	278	35
	Overall quality of the transportation system	Similar	67%	182	233	22
	Overall design or layout of residential and commercial areas	Similar	80%	102	279	63
	Overall quality of the utility infrastructure	Similar	89%	132	232	43
	Overall feeling of safety	Similar	91%	114	279	59
	Overall quality of natural environment	Similar	88%	95	279	66
	Overall quality of parks and recreation opportunities	Similar	82%	78	234	67
	Overall health and wellness opportunities	Similar	69%	210	279	24
	Overall opportunities for education, culture, and the arts	Similar	68%	230	278	17
	Residents' connection and engagement with their community	Similar	62%	258	278	7
<b>In general, how many times do you:</b>	Access the internet from your home	Similar	96%	78	233	66
	Access the internet from your cell phone	Similar	95%	72	235	69
	Visit social media sites	Similar	81%	79	234	66
	Use or check email	Similar	98%	87	235	63
	Share your opinions online	Similar	21%	217	235	8
	Shop online	Similar	61%	64	234	73
	Please rate your overall health.	Similar	76%	63	285	78
	What impact, if any, do you think the economy will have on your family income in the next 6 months? Do you think the impact will be:	Similar	19%	170	287	41































## Complete Set of Frequencies































This dashboard contains a complete set of responses to each question on the survey. By default, "don't know" responses are excluded, but may be added to the table using the response filter to the right. In some tables, the percentages may not sum to 100%; this is either because the question permitted the respondent to "choose all that apply", or for a question that asked the respondent to select one answer, it is due to the customary practice of rounding values to the nearest whole number.































<b>Please rate each of the following aspects of quality of life in Lakeville.</b>	Lakeville as a place to live	Excellent		53% N=337
		Good		43% N=273
		Fair		4% N=24
		Poor		0% N=1
	Your neighborhood as a place to live	Excellent		55% N=347
		Good		38% N=242
		Fair		6% N=39
		Poor		1% N=8
	Lakeville as a place to raise children	Excellent		55% N=309
		Good		38% N=212
		Fair		7% N=38
		Poor		0% N=1
	Lakeville as a place to work	Excellent		30% N=109
		Good		50% N=183
		Fair		18% N=68
		Poor		2% N=9
	Lakeville as a place to visit	Excellent		22% N=128
		Good		47% N=280
		Fair		26% N=154
		Poor		5% N=28
	Lakeville as a place to retire	Excellent		26% N=127
		Good		39% N=189
		Fair		26% N=123
		Poor		9% N=44
	The overall quality of life	Excellent		40% N=252
		Good		53% N=337































<b>Please rate each of the following aspects of quality of life in Lakeville.</b>	The overall quality of life	Fair		7% N=42
		Poor		1% N=3
	Sense of community	Excellent		24% N=152
		Good		44% N=275
Fair			27% N=168	
Poor			5% N=28	
<b>Please rate each of the following characteristics as they relate to Lakeville as a whole.</b>	Overall economic health	Excellent		24% N=131
		Good		61% N=335
		Fair		13% N=71
		Poor		2% N=13
	Overall quality of the transportation system	Excellent		13% N=77
		Good		49% N=295
		Fair		28% N=171
		Poor		10% N=62
	Overall design or layout of residential and commercial areas	Excellent		16% N=100
		Good		55% N=346
		Fair		23% N=142
		Poor		6% N=39
	Overall quality of the utility infrastructure	Excellent		25% N=152
		Good		60% N=364
		Fair		13% N=76
		Poor		2% N=15
Overall feeling of safety	Excellent		39% N=250	
	Good		53% N=335	
	Fair		6% N=41	
	Poor		2% N=10	
Overall quality of natural environment	Excellent		33% N=208	
	Good		53% N=331	
	Fair		13% N=80	
	Poor		2% N=12	

**Please rate each of the following characteristics as they relate to Lakeville as a whole.**































Overall quality of parks and recreation opportunities	Excellent	 43% N=267	
	Good	 42% N=264	
	Fair	 14% N=88	
	Poor	 1% N=8	
Overall health and wellness opportunities	Excellent	 31% N=182	
	Good	 53% N=309	
	Fair	 14% N=80	
	Poor	 3% N=16	
Overall opportunities for education, culture, and the arts	Excellent	 30% N=176	
	Good	 51% N=296	
	Fair	 16% N=95	
	Poor	 3% N=17	
Residents' connection and engagement with their community	Excellent	 17% N=102	
	Good	 50% N=295	
	Fair	 28% N=166	
	Poor	 5% N=29	
<b>Please indicate how likely or unlikely you are to do each of the following.</b>	Recommend living in Lakeville to someone who asks	Very likely	 61% N=384
		Somewhat likely	 31% N=197
		Somewhat unlikely	 5% N=33
		Very unlikely	 3% N=19
Remain in Lakeville for the next five years	Very likely	 67% N=417	
	Somewhat likely	 23% N=145	
	Somewhat unlikely	 5% N=33	
	Very unlikely	 5% N=28	
<b>Please rate how safe or unsafe In your neighborhood during the day you feel:</b>	Very safe	 84% N=532	
	Somewhat safe	 14% N=88	
	Neither safe nor unsafe	 1% N=9	
	Somewhat unsafe	 1% N=5	
	Very unsafe	 0% N=1	
In Lakeville's downtown/commercial area during the day	Very safe	 77% N=443	

<b>Please rate how safe or unsafe you feel:</b>	In Lakeville's downtown/commercial area during the day	Somewhat safe		19% N=110
		Neither safe nor unsafe		4% N=20
		Somewhat unsafe		1% N=5
		Very unsafe		0% N=
From property crime	Very safe		39% N=244	
	Somewhat safe		44% N=270	
	Neither safe nor unsafe		11% N=66	
	Somewhat unsafe		6% N=40	
	Very unsafe		0% N=1	
From violent crime	Very safe		67% N=420	
	Somewhat safe		25% N=155	
	Neither safe nor unsafe		5% N=32	
	Somewhat unsafe		3% N=18	
	Very unsafe		0% N=1	
From fire, flood, or other natural disaster	Very safe		61% N=379	
	Somewhat safe		30% N=183	
	Neither safe nor unsafe		8% N=52	
	Somewhat unsafe		0% N=2	
<b>Please rate the job you feel the Lakeville community does at each of the following.</b>	Making all residents feel welcome	Excellent		32% N=185
		Good		50% N=293
		Fair		15% N=88
		Poor		4% N=22
Attracting people from diverse backgrounds	Excellent		24% N=126	
	Good		41% N=220	
	Fair		24% N=126	
	Poor		11% N=60	
Valuing/respecting residents from diverse backgrounds	Excellent		28% N=143	
	Good		41% N=210	
	Fair		24% N=121	
	Poor		7% N=38	

<b>Please rate the job you feel the Lakeville community does at each of the following.</b>	Taking care of vulnerable residents	Excellent		29% N=119
		Good		43% N=178
		Fair		21% N=88
		Poor		6% N=25
<b>Please rate each of the following in the Lakeville community.</b>	Overall quality of business and service establishments	Excellent		21% N=133
		Good		59% N=365
		Fair		17% N=108
		Poor		3% N=17
	Variety of business and service establishments	Excellent		19% N=120
		Good		43% N=269
		Fair		29% N=179
		Poor		9% N=57
	Vibrancy of downtown/commercial area	Excellent		20% N=118
		Good		42% N=244
		Fair		30% N=172
		Poor		8% N=49
Employment opportunities	Excellent		16% N=60	
	Good		44% N=167	
	Fair		32% N=122	
	Poor		7% N=28	
Shopping opportunities	Excellent		11% N=68	
	Good		35% N=219	
	Fair		37% N=230	
	Poor		17% N=102	
Cost of living	Excellent		7% N=43	
	Good		33% N=205	
	Fair		44% N=273	
	Poor		17% N=106	
Overall image or reputation	Excellent		31% N=193	
	Good		55% N=345	

<b>Please rate each of the following in the Lakeville community.</b>	Overall image or reputation	Fair		12% N=76
		Poor		2% N=9
<b>Please also rate each of the following in the Lakeville community.</b>	Traffic flow on major streets	Excellent		13% N=85
		Good		55% N=349
		Fair		24% N=153
		Poor		7% N=42
Ease of public parking	Ease of public parking	Excellent		25% N=151
		Good		54% N=323
		Fair		17% N=102
		Poor		4% N=21
Ease of travel by car	Ease of travel by car	Excellent		37% N=235
		Good		51% N=319
		Fair		10% N=65
		Poor		1% N=9
Ease of travel by public transportation	Ease of travel by public transportation	Excellent		10% N=34
		Good		22% N=77
		Fair		26% N=88
		Poor		42% N=146
Ease of travel by bicycle	Ease of travel by bicycle	Excellent		20% N=96
		Good		49% N=239
		Fair		26% N=127
		Poor		6% N=28
Ease of walking	Ease of walking	Excellent		26% N=159
		Good		48% N=292
		Fair		22% N=133
		Poor		4% N=23
Well-planned residential growth	Well-planned residential growth	Excellent		20% N=107
		Good		41% N=219
		Fair		24% N=126
		Poor		15% N=78































Please also rate each of the following in the Lakeville community.

Well-planned commercial growth	Excellent		14% N=65
	Good		43% N=203
	Fair		29% N=137
	Poor		14% N=64
Well-designed neighborhoods	Excellent		19% N=116
	Good		51% N=308
	Fair		25% N=152
	Poor		5% N=31
Preservation of the historical or cultural character of the community	Excellent		16% N=72
	Good		52% N=232
	Fair		24% N=108
	Poor		8% N=33
Public places where people want to spend time	Excellent		22% N=129
	Good		52% N=308
	Fair		21% N=125
	Poor		5% N=32
Variety of housing options	Excellent		16% N=88
	Good		46% N=257
	Fair		29% N=162
	Poor		10% N=54
Availability of affordable quality housing	Excellent		12% N=62
	Good		27% N=137
	Fair		37% N=188
	Poor		25% N=127
Overall quality of new development	Excellent		19% N=106
	Good		44% N=244
	Fair		27% N=151
	Poor		10% N=58
Overall appearance	Excellent		35% N=221
	Good		53% N=336































Please also rate each of the following in the Lakeville community.































Overall appearance	Fair		11% N=70
	Poor		1% N=5
Cleanliness	Excellent		44% N=280
	Good		47% N=294
	Fair		9% N=54
	Poor		0% N=2
Water resources	Excellent		32% N=197
	Good		53% N=326
	Fair		12% N=75
	Poor		2% N=15
Air quality	Excellent		33% N=206
	Good		57% N=352
	Fair		9% N=53
	Poor		1% N=8
Availability of paths and walking trails	Excellent		38% N=230
	Good		45% N=272
	Fair		15% N=92
	Poor		3% N=16
Fitness opportunities	Excellent		34% N=200
	Good		52% N=305
	Fair		11% N=66
	Poor		3% N=17
Recreational opportunities	Excellent		28% N=164
	Good		52% N=305
	Fair		17% N=97
	Poor		3% N=19
Availability of affordable quality food	Excellent		19% N=117
	Good		48% N=301
	Fair		27% N=167
	Poor		6% N=39

Please also rate each of the following in the Lakeville community.































Availability of affordable quality health care	Excellent		22% N=122
	Good		49% N=273
	Fair		24% N=137
	Poor		5% N=30
Availability of preventive health services	Excellent		26% N=140
	Good		49% N=267
	Fair		22% N=117
	Poor		4% N=19
Availability of affordable quality mental health care	Excellent		20% N=69
	Good		38% N=130
	Fair		29% N=99
	Poor		13% N=46
Opportunities to attend cultural/arts/music activities	Excellent		21% N=119
	Good		48% N=274
	Fair		26% N=149
	Poor		5% N=31
Community support for the arts	Excellent		26% N=132
	Good		51% N=253
	Fair		20% N=100
	Poor		3% N=15
Availability of affordable quality childcare/preschool	Excellent		20% N=64
	Good		46% N=153
	Fair		25% N=83
	Poor		9% N=29
K-12 education	Excellent		34% N=156
	Good		50% N=231
	Fair		11% N=52
	Poor		5% N=23
Adult educational opportunities	Excellent		17% N=73
	Good		58% N=246

**Please also rate each of the following in the Lakeville community.**































Adult educational opportunities	Fair		21% N=90
	Poor		4% N=17
Sense of civic/community pride	Excellent		19% N=103
	Good		57% N=314
	Fair		22% N=123
	Poor		3% N=15
Neighborhoodliness of residents	Excellent		22% N=132
	Good		52% N=319
	Fair		22% N=136
	Poor		4% N=24
Opportunities to participate in social events and activities	Excellent		18% N=104
	Good		57% N=327
	Fair		21% N=124
	Poor		4% N=22
Opportunities to attend special events and festivals	Excellent		22% N=135
	Good		55% N=330
	Fair		19% N=114
	Poor		4% N=26
Opportunities to volunteer	Excellent		21% N=91
	Good		58% N=255
	Fair		17% N=76
	Poor		4% N=16
Opportunities to participate in community matters	Excellent		18% N=86
	Good		51% N=242
	Fair		25% N=119
	Poor		5% N=25
Openness and acceptance of the community toward people of diverse backgrounds	Excellent		21% N=104
	Good		43% N=212
	Fair		25% N=122
	Poor		11% N=56

<b>Please indicate whether or not you have done each of the following in the last 12 months.</b>	Contacted the City of Lakeville for help or information	No		58% N=362
		Yes		42% N=267
	Contacted Lakeville elected officials to express your opinion	No		89% N=556
		Yes		11% N=72
	Attended a local public meeting	No		85% N=534
		Yes		15% N=94
	Watched a local public meeting	No		76% N=475
		Yes		24% N=152
	Volunteered your time to some group/activity	No		73% N=461
		Yes		27% N=167
	Campaigned or advocated for a local issue, cause, or candidate	No		86% N=537
		Yes		14% N=85
	Voted in your most recent local election	No		19% N=119
		Yes		81% N=508
	Used public transportation instead of driving	No		91% N=572
		Yes		9% N=57
	Carpooled with other adults or children instead of driving alone	No		52% N=326
		Yes		48% N=303
Walked or biked instead of driving	No		40% N=250	
	Yes		60% N=378	
<b>Please rate the quality of each of the following services in Lakeville.</b>	Public information services	Excellent		17% N=83
		Good		60% N=303
		Fair		19% N=96
		Poor		4% N=20
	Economic development	Excellent		18% N=89
		Good		55% N=273
		Fair		22% N=107
		Poor		6% N=28
	Traffic enforcement	Excellent		18% N=101
		Good		54% N=297































**Please rate the quality of each of the following services in Lakeville.**

Traffic enforcement	Fair		19% N=103
	Poor		9% N=51
Traffic signal timing	Excellent		16% N=97
	Good		51% N=314
	Fair		25% N=150
	Poor		8% N=52
Street repair	Excellent		11% N=71
	Good		38% N=240
	Fair		36% N=226
	Poor		14% N=88
Street cleaning	Excellent		20% N=119
	Good		54% N=331
	Fair		20% N=123
	Poor		6% N=36
Street lighting	Excellent		17% N=103
	Good		62% N=382
	Fair		16% N=99
	Poor		5% N=33
Snow removal	Excellent		26% N=161
	Good		49% N=305
	Fair		17% N=107
	Poor		8% N=51
Sidewalk maintenance	Excellent		17% N=92
	Good		59% N=328
	Fair		20% N=111
	Poor		5% N=25
Bus or transit services	Excellent		15% N=41
	Good		25% N=69
	Fair		32% N=90
	Poor		28% N=78































**Please rate the quality of each of the following services in Lakeville.**































Land use, planning and zoning	Excellent		14% N=62
	Good		38% N=176
	Fair		33% N=152
	Poor		15% N=67
Code enforcement	Excellent		11% N=47
	Good		46% N=196
	Fair		28% N=119
	Poor		16% N=67
Affordable high-speed internet access	Excellent		15% N=89
	Good		35% N=205
	Fair		31% N=183
	Poor		19% N=110
Garbage collection	Excellent		28% N=171
	Good		52% N=314
	Fair		16% N=97
	Poor		4% N=25
Drinking water	Excellent		36% N=224
	Good		48% N=298
	Fair		10% N=61
	Poor		5% N=33
Sewer services	Excellent		35% N=209
	Good		55% N=326
	Fair		9% N=52
	Poor		1% N=8
Storm water management	Excellent		33% N=185
	Good		54% N=304
	Fair		12% N=68
	Poor		1% N=8
Power (electric and/or gas) utility	Excellent		35% N=214
	Good		55% N=337

**Please rate the quality of each of the following services in Lakeville.**































Power (electric and/or gas) utility	Fair		9% N=57
	Poor		1% N=8
Utility billing	Excellent		29% N=175
	Good		53% N=325
	Fair		12% N=75
	Poor		6% N=37
Police/Sheriff services	Excellent		41% N=227
	Good		47% N=260
	Fair		9% N=51
	Poor		2% N=12
Crime prevention	Excellent		32% N=177
	Good		54% N=302
	Fair		12% N=65
	Poor		2% N=11
Animal control	Excellent		28% N=125
	Good		52% N=228
	Fair		15% N=66
	Poor		5% N=20
Ambulance or emergency medical services	Excellent		41% N=182
	Good		51% N=227
	Fair		8% N=34
	Poor		1% N=3
Fire services	Excellent		45% N=209
	Good		48% N=224
	Fair		6% N=26
	Poor		1% N=3
Fire prevention and education	Excellent		36% N=149
	Good		51% N=210
	Fair		10% N=43
	Poor		2% N=8































**Please rate the quality of each of the following services in Lakeville.**

Emergency preparedness	Excellent		27% N=109
	Good		50% N=201
	Fair		19% N=75
	Poor		4% N=17
Preservation of natural areas	Excellent		22% N=123
	Good		43% N=238
	Fair		23% N=125
	Poor		12% N=63
Lakeville open space	Excellent		21% N=119
	Good		49% N=278
	Fair		23% N=131
	Poor		8% N=44
Recycling	Excellent		29% N=172
	Good		57% N=345
	Fair		11% N=68
	Poor		3% N=16
Yard waste pick-up	Excellent		24% N=116
	Good		51% N=242
	Fair		18% N=84
	Poor		7% N=36
City parks	Excellent		38% N=229
	Good		51% N=308
	Fair		11% N=64
	Poor		1% N=6
Recreation programs or classes	Excellent		25% N=115
	Good		55% N=257
	Fair		15% N=72
	Poor		5% N=24
Recreation centers or facilities	Excellent		23% N=110
	Good		51% N=249

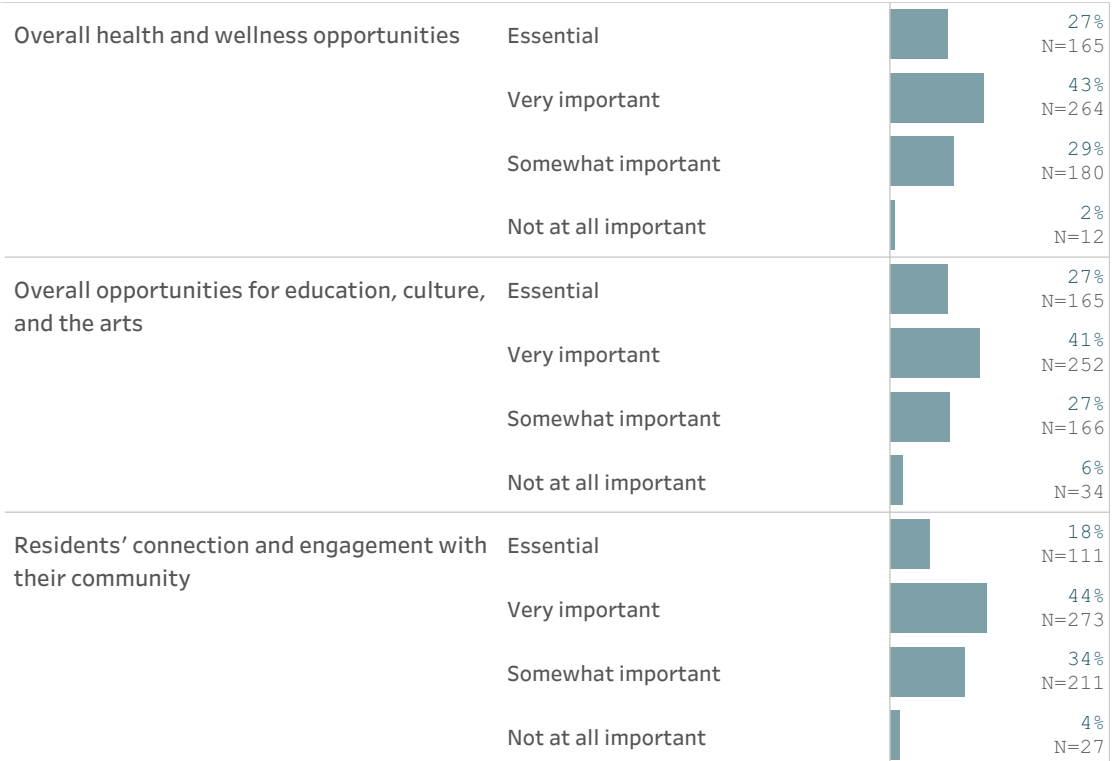
<b>Please rate the quality of each of the following services in Lakeville.</b>	Recreation centers or facilities	Fair		20% N=97
		Poor		6% N=28
	Health services	Excellent		24% N=114
		Good		54% N=260
		Fair		20% N=96
		Poor		2% N=8
	Public library services	Excellent		44% N=239
		Good		48% N=265
		Fair		7% N=37
		Poor		1% N=6
Overall customer service by Lakeville employees	Excellent		36% N=191	
	Good		50% N=267	
	Fair		11% N=59	
	Poor		2% N=12	
<b>Please rate the following categories of Lakeville government performance.</b>	The value of services for the taxes paid to Lakeville	Excellent		11% N=65
		Good		48% N=278
		Fair		30% N=177
		Poor		11% N=65
	The overall direction that Lakeville is taking	Excellent		15% N=84
		Good		52% N=293
		Fair		23% N=128
		Poor		11% N=61
	The job Lakeville government does at welcoming resident involvement	Excellent		19% N=84
		Good		41% N=185
		Fair		29% N=131
		Poor		11% N=51
	Overall confidence in Lakeville government	Excellent		14% N=81
		Good		48% N=271
		Fair		28% N=156
		Poor		10% N=59

**Please rate the following categories of Lakeville government performance.**

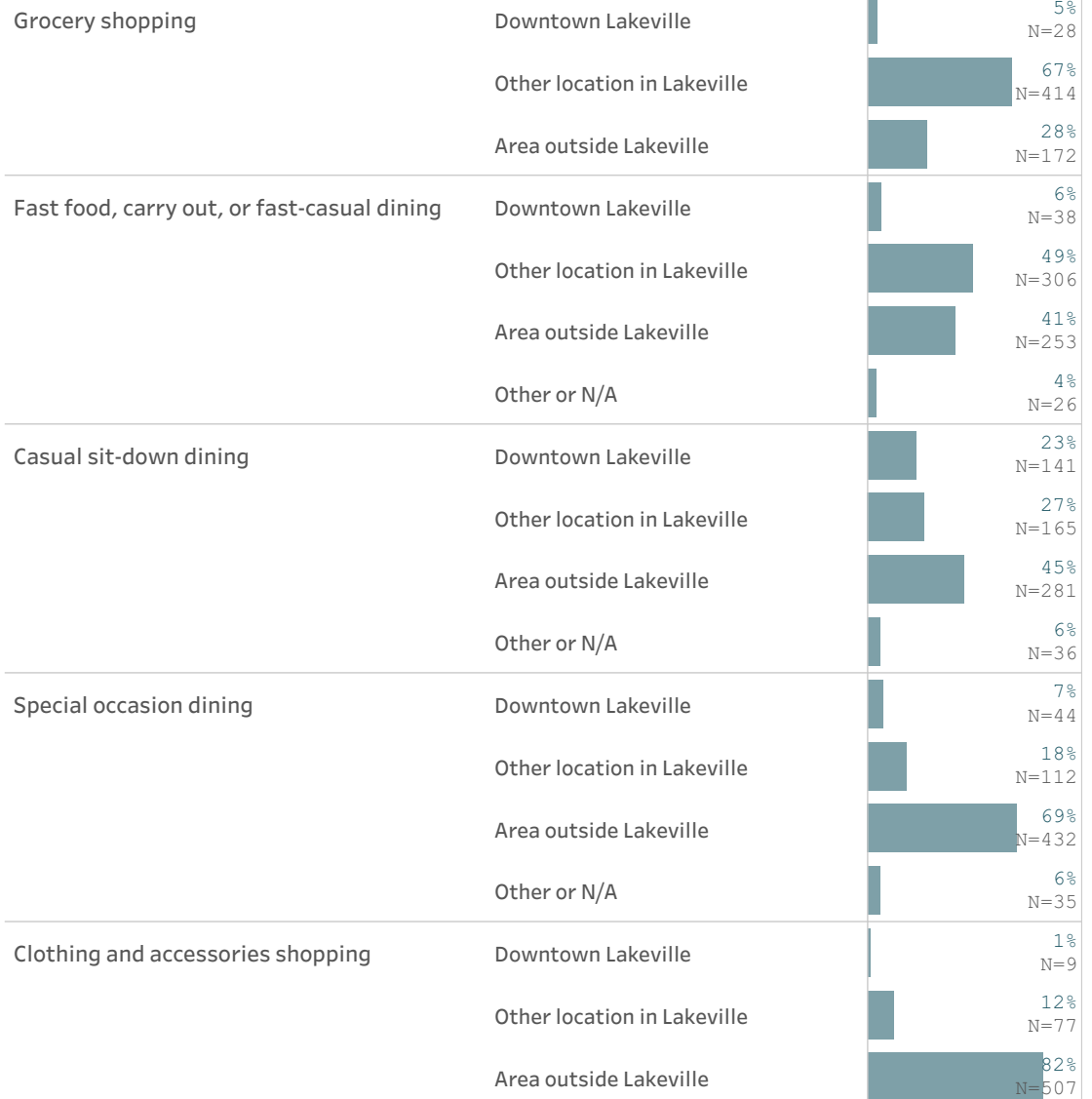
Generally acting in the best interest of the community	Excellent		15% N=82	
	Good		53% N=294	
	Fair		24% N=132	
	Poor		9% N=51	
Being honest	Excellent		15% N=74	
	Good		54% N=264	
	Fair		24% N=116	
	Poor		7% N=33	
Being open and transparent to the public	Excellent		16% N=79	
	Good		48% N=241	
	Fair		26% N=128	
	Poor		10% N=52	
Informing residents about issues facing the community	Excellent		15% N=79	
	Good		39% N=207	
	Fair		34% N=181	
	Poor		12% N=61	
Treating all residents fairly	Excellent		17% N=81	
	Good		52% N=247	
	Fair		23% N=109	
	Poor		8% N=38	
Treating residents with respect	Excellent		21% N=104	
	Good		57% N=288	
	Fair		18% N=90	
	Poor		4% N=20	
Overall, how would you rate the quality of the services provided by each of the following?	The City of Lakeville	Excellent		22% N=130
		Good		60% N=362
		Fair		16% N=98
		Poor		2% N=13
The Federal Government	Excellent		7% N=39	
	Good		35% N=201	

<b>Overall, how would you rate the quality of the services provided by each of the following?</b>	The Federal Government	Fair		35% N=199
		Poor		23% N=132
<b>Please rate how important, if at all, you think it is for the Lakeville community to focus on each of the following in the coming two years.</b>	Overall economic health	Essential		44% N=267
		Very important		44% N=264
		Somewhat important		12% N=74
		Not at all important		0% N=1
Overall quality of the transportation system	Essential	Essential		24% N=149
		Very important		43% N=266
		Somewhat important		29% N=182
		Not at all important		3% N=20
Overall design or layout of residential and commercial areas	Essential	Essential		33% N=203
		Very important		47% N=294
		Somewhat important		18% N=111
		Not at all important		2% N=12
Overall quality of the utility infrastructure	Essential	Essential		47% N=292
		Very important		42% N=260
		Somewhat important		10% N=61
		Not at all important		1% N=6
Overall feeling of safety	Essential	Essential		59% N=368
		Very important		31% N=195
		Somewhat important		7% N=44
		Not at all important		2% N=12
Overall quality of natural environment	Essential	Essential		39% N=241
		Very important		49% N=304
		Somewhat important		11% N=69
		Not at all important		1% N=9
Overall quality of parks and recreation opportunities	Essential	Essential		33% N=206
		Very important		48% N=300
		Somewhat important		17% N=108
		Not at all important		1% N=5

































**Please rate how important, if at all, you think it is for the Lakeville community to focus on each of the following in the coming two years.**































































**Please select the single area that you go to the most for each of the following activities or services.**





















































**Please select the single area that you go to the most for each of the following activities or services.**

Clothing and accessories shopping	Other or N/A		4% N=27
	Downtown Lakeville		3% N=17
	Other location in Lakeville		36% N=227
	Area outside Lakeville		57% N=354
Health care services	Other or N/A		4% N=27
	Downtown Lakeville		12% N=72
	Other location in Lakeville		11% N=69
	Area outside Lakeville		63% N=388
Entertainment and/or performing arts	Other or N/A		15% N=91
	Downtown Lakeville		7% N=45
	Other location in Lakeville		64% N=394
	Area outside Lakeville		19% N=116
Recreational bicycling/hiking/walking	Other or N/A		10% N=62
	Downtown Lakeville		5% N=29
	Other location in Lakeville		25% N=154
	Area outside Lakeville		46% N=288
Children/family entertainment	Other or N/A		24% N=152
	Downtown Lakeville		12% N=75
	Other location in Lakeville		5% N=31
	Area outside Lakeville		51% N=319
Night life	Other or N/A		32% N=198
	Downtown Lakeville		8% N=47
	Very important		23% N=135
	Somewhat important		45% N=266
Create easy processes for neighbors to organize block parties	Not at all important		24% N=143
	Essential		9% N=54
	Very important		30% N=178
	Somewhat important		47% N=280
Organize neighborhood clean-up events	Not at all important		14% N=81
	Essential		16% N=95
	Very important		30% N=178
	Somewhat important		47% N=280
Provide opportunities to learn about diverse perspectives, including races and cultures	Essential		16% N=95

<b>How important, if at all, is it for your local government to do the following things to strengthen a sense of community?</b>	Provide opportunities to learn about diverse perspectives, including races and cultures	Very important		18% N=107
		Somewhat important		39% N=229
		Not at all important		27% N=156
	Create organized recreational programming for adults	Essential		11% N=64
		Very important		27% N=159
		Somewhat important		44% N=262
		Not at all important		19% N=114
	Increase outreach to residents about local volunteer opportunities	Essential		9% N=56
		Very important		29% N=171
		Somewhat important		50% N=298
		Not at all important		12% N=72
	Increase outreach to residents about local social opportunities	Essential		7% N=43
Very important			28% N=167	
Somewhat important			50% N=300	
Not at all important			15% N=90	
Support neighborhood watch groups	Essential		15% N=90	
	Very important		36% N=217	
	Somewhat important		35% N=206	
	Not at all important		14% N=82	
<b>In general, how many times do you:</b>	Access the internet from your home	Several times a day		86% N=531
		Once a day		6% N=34
		A few times a week		5% N=30
		Every few weeks		2% N=9
		Less often or never		2% N=15
	Access the internet from your cell phone	Several times a day		89% N=547
		Once a day		4% N=28
		A few times a week		2% N=13
		Every few weeks		0% N=3
		Less often or never		4% N=27
	Visit social media sites	Several times a day		57% N=352

<b>In general, how many times do you:</b> Visit social media sites	Once a day		14% N=89
	A few times a week		10% N=60
	Every few weeks		3% N=17
	Less often or never		16% N=100
	Use or check email	Several times a day	
Once a day			14% N=85
A few times a week			5% N=32
Every few weeks			0% N=2
Less often or never			2% N=12
Share your opinions online	Several times a day		7% N=45
	Once a day		2% N=13
	A few times a week		11% N=68
	Every few weeks		15% N=93
	Less often or never		64% N=385
Shop online	Several times a day		11% N=71
	Once a day		6% N=38
	A few times a week		44% N=270
	Every few weeks		30% N=188
	Less often or never		8% N=51
Please rate your overall health.	Excellent		32% N=198
	Very good		44% N=274
	Good		18% N=112
	Fair		6% N=36
	Poor		0% N=1
What impact, if any, do you think the economy will have on your family income in the next 6 months? Do you think the impact will be:	Very positive		5% N=30
	Somewhat positive		14% N=86
	Neutral		42% N=264
	Somewhat negative		32% N=199
	Very negative		7% N=41
How many years have you lived in Lakeville?	Less than 2 years		14% N=89

How many years have you lived in Lakeville?	2-5 years		21% N=134
	6-10 years		22% N=140
	11-20 years		19% N=119
	More than 20 years		23% N=144
Which best describes the building you live in?	Single-family detached home		74% N=460
	Townhouse or duplex (may share walls but no units above or below you)		16% N=100
	Condominium or apartment (have units above or below you)		8% N=51
	Mobile home		2% N=11
	Other		1% N=3
Do you rent or own your home?	Rent		12% N=74
	Own		88% N=544
About how much is your monthly housing cost for the place you live (including rent, mortgage payment, property tax, property insurance and homeowners' association (HOA) fees)?	Less than \$300		1% N=4
	\$300 to \$599		4% N=25
	\$600 to \$999		5% N=32
	\$1,000 to \$1,499		14% N=83
	\$1,500 to \$2,499		47% N=286
	\$2,500 to \$3,999		23% N=137
	\$4,000 to \$6,999		5% N=28
	\$7,000 to \$9,999		1% N=4
	\$10,000 or more		1% N=4
Do any children 17 or under live in your household?	No		56% N=345
	Yes		44% N=270
Are you or any other members of your household aged 65 or older?	No		76% N=469
	Yes		24% N=147
How much do you anticipate your household's total income before taxes will be for the current year? (Please include in your total income money from all sources for all persons living in your household.)	Less than \$25,000		4% N=21
	\$25,000 to \$49,999		9% N=50
	\$50,000 to \$74,999		12% N=70
	\$75,000 to \$99,999		10% N=56
	\$100,000 to \$149,999		23% N=135
	\$150,000 to \$199,999		21% N=122

household's total income before taxes will be for the current year? (Please include in your total income money from all sources for all persons living in your household.)	\$200,000 to \$299,999		16% N=90
	\$300,000 or more		6% N=34
Are you of Hispanic, Latino/a/x, or Spanish origin?	No, not of Hispanic, Latino/a/x, or Spanish origin		97% N=595
	Yes, I consider myself to be of Hispanic, Latino/a/x, or Spanish origin		3% N=20
What is your race? (Mark one or more races to indicate what race you consider yourself to be.)	American Indian or Alaska Native		1% N=8
	Asian		5% N=32
	Black or African American		3% N=20
	Native Hawaiian or Other Pacific Islander		1% N=4
	White		88% N=533
	A race not listed		4% N=25
In which category is your age?	18-24 years		2% N=10
	25-34 years		26% N=161
	35-44 years		19% N=116
	45-54 years		22% N=138
	55-64 years		10% N=64
	65-74 years		13% N=83
	75 years or older		8% N=52
What is your gender?	Woman		50% N=311
	Man		50% N=308
	Identify in another way		0% N=

## Full Trends

This table contains the trends over time for the City of Lakeville. The combined "percent positive" responses for each survey year are presented (e.g., excellent/good or yes). If an item was not included during an administration of the survey, no percentage will be shown in the table. If the difference between the 2018 and 2023 surveys is greater than six percentage points, the change is statistically significant.

It is important to note that in 2020, The NCS survey was updated to include new and refreshed items. Consequently, some of the trends may be impacted due to wording modifications that could have potentially altered the meaning of the item for the respondent.

		2013	2018	2023
<b>Please rate each of the following aspects of quality of life in Lakeville.</b>	Lakeville as a place to live	96%	96%	96%
	Your neighborhood as a place to live	88%	91%	93%
	Lakeville as a place to raise children	92%	97%	93%
	Lakeville as a place to work	59%	64%	79%
	Lakeville as a place to visit		57%	69%
	Lakeville as a place to retire	57%	65%	65%
	The overall quality of life	92%	94%	93%
	Sense of community	73%	67%	68%
<b>Please rate each of the following characteristics as they relate to Lakeville as a whole.</b>	Overall economic health		88%	85%
	Overall quality of the transportation system			62%
	Overall design or layout of residential and commercial areas		75%	71%
	Overall quality of the utility infrastructure			85%
	Overall feeling of safety		96%	92%
	Overall quality of natural environment	81%	91%	85%
	Overall quality of parks and recreation opportunities			85%
	Overall health and wellness opportunities		81%	84%

<b>Please rate each of the following characteristics as they relate to Lakeville as a whole.</b>	Overall opportunities for education, culture, and the arts	86%	81%
	Residents' connection and engagement with their community	67%	
<b>Please indicate how likely or unlikely you are to do each of the following.</b>	Recommend living in Lakeville to someone who asks	94%	96% 92%
	Remain in Lakeville for the next five years	91%	94% 90%
<b>Please rate how safe or unsafe you feel:</b>	In your neighborhood during the day	98%	97% 98%
	In Lakeville's downtown/commercial area during the day	98%	98% 96%
	From property crime	79%	83%
	From violent crime	93%	92%
	From fire, flood, or other natural disaster	91%	
<b>Please rate the job you feel the Lakeville community does at each of the following.</b>	Making all residents feel welcome	81%	
	Attracting people from diverse backgrounds	64%	
	Valuing/respecting residents from diverse backgrounds	69%	
	Taking care of vulnerable residents	72%	
<b>Please rate each of the following in the Lakeville community.</b>	Overall quality of business and service establishments	63%	65% 80%
	Variety of business and service establishments	62%	
	Vibrancy of downtown/commercial area	43%	62%
	Employment opportunities	32%	49% 61%
	Shopping opportunities	42%	43% 47%
	Cost of living	50%	39%
	Overall image or reputation	85%	88% 86%
<b>Please also rate each of the following in the Lakeville community.</b>	Traffic flow on major streets	64%	80% 69%
	Ease of public parking	82%	80%
	Ease of travel by car	80%	87% 88%

**Please also rate each of the following in the Lakeville community.**

Ease of travel by public transportation	32%
Ease of travel by bicycle	67% 70% 68%
Ease of walking	74% 75% 74%
Well-planned residential growth	61%
Well-planned commercial growth	57%
Well-designed neighborhoods	70%
Preservation of the historical or cultural character of the community	68%
Public places where people want to spend time	75% 73%
Variety of housing options	71% 70% 61%
Availability of affordable quality housing	62% 52% 38%
Overall quality of new development	78% 73% 62%
Overall appearance	86% 90% 88%
Cleanliness	91% 90% 91%
Water resources	85%
Air quality	90%
Availability of paths and walking trails	77% 81% 82%
Fitness opportunities	78% 86%
Recreational opportunities	72% 78% 80%
Availability of affordable quality food	67%
Availability of affordable quality health care	66% 72% 70%
Availability of preventive health services	71% 75% 75%
Availability of affordable quality mental health care	52% 57%
Opportunities to attend cultural/arts/music activities	50% 71% 69%

**Please also rate each of the following in the Lakeville community.**

Community support for the arts	77%
Availability of affordable quality childcare/preschool	57% 65% 66%
K-12 education	83% 90% 84%
Adult educational opportunities	73% 75%
Sense of civic/community pride	75%
Neighborliness of residents	69% 74%
Opportunities to participate in social events and activities	65% 66% 75%
Opportunities to attend special events and festivals	80% 77%
Opportunities to volunteer	73% 68% 79%
Opportunities to participate in community matters	66% 63% 70%
Openness and acceptance of the community toward people of diverse backgrounds	61% 63% 64%

**Please indicate whether or not you have done each of the following in the last 12 months.**

Contacted the City of Lakeville for help or information	42% 40% 42%
Contacted Lakeville elected officials to express your opinion	12% 11%
Attended a local public meeting	22% 10% 15%
Watched a local public meeting	38% 16% 24%
Volunteered your time to some group/activity	42% 29% 27%
Campaigned or advocated for a local issue, cause, or candidate	13% 14%
Voted in your most recent local election	92% 81%
Used public transportation instead of driving	12% 9%
Carpooled with other adults or children instead of driving alone	44% 49%
Walked or biked instead of driving	54% 60%

**Please rate the quality of each of the following services in Lakeville.**

Public information services	79% 80% 77%
Economic development	57% 66% 73%

**Please rate the quality of each of the following services in Lakeville.**

Traffic enforcement	79%	80%	72%
Traffic signal timing	69%	73%	67%
Street repair	45%	52%	49%
Street cleaning	70%	68%	74%
Street lighting	71%	75%	79%
Snow removal	74%	69%	75%
Sidewalk maintenance	70%	70%	76%
Bus or transit services	56%	61%	39%
Land use, planning and zoning	58%	59%	52%
Code enforcement	63%	69%	56%
Affordable high-speed internet access			50%
Garbage collection	89%	84%	80%
Drinking water	80%	83%	85%
Sewer services	87%	92%	90%
Storm water management	81%	80%	87%
Power (electric and/or gas) utility	89%	89%	89%
Utility billing		85%	82%
Police/Sheriff services	92%	94%	89%
Crime prevention	87%	89%	86%
Animal control	76%	80%	80%
Ambulance or emergency medical services	95%	94%	92%
Fire services	97%	97%	94%
Fire prevention and education	90%	91%	88%

<b>Please rate the quality of each of the following services in Lakeville.</b>	Emergency preparedness	74%	74%	77%	
	Preservation of natural areas	70%	63%	66%	
	Lakeville open space		69%	69%	
	Recycling	90%	81%	86%	
	Yard waste pick-up	82%	73%	75%	
	City parks	94%	91%	89%	
	Recreation programs or classes	86%	80%	79%	
	Recreation centers or facilities	80%	73%	74%	
	Health services	73%	83%	78%	
	Public library services	91%	90%	92%	
	Overall customer service by Lakeville employees	90%	87%	87%	
	<b>Please rate the following categories of Lakeville government performance.</b>	The value of services for the taxes paid to Lakeville	65%	64%	59%
		The overall direction that Lakeville is taking	69%	71%	67%
The job Lakeville government does at welcoming resident involvement		57%	60%	60%	
Overall confidence in Lakeville government			71%	62%	
Generally acting in the best interest of the community			76%	67%	
Being honest			76%	70%	
Being open and transparent to the public				64%	
Informing residents about issues facing the community				54%	
Treating all residents fairly			75%	69%	
Treating residents with respect				78%	
<b>Overall, how would you rate the quality of the services provided by each of the following?</b>	The City of Lakeville	84%	88%	82%	
	The Federal Government	44%	51%	42%	

<b>Please rate how important, if at all, you think it is for the Lakeville community to focus on each of the following in the coming two years.</b>	Overall economic health	86% 88%
	Overall quality of the transportation system	67%
	Overall design or layout of residential and commercial areas	78% 80%
	Overall quality of the utility infrastructure	89%
	Overall feeling of safety	87% 91%
	Overall quality of natural environment	79% 88%
	Overall quality of parks and recreation opportunities	82%
	Overall health and wellness opportunities	64% 69%
	Overall opportunities for education, culture, and the arts	72% 68%
	Residents' connection and engagement with their community	78% 62%
<b>In general, how many times do you:</b>	Access the internet from your home	96%
	Access the internet from your cell phone	95%
	Visit social media sites	81%
	Use or check email	98%
	Share your opinions online	21%
	Shop online	61%
	Please rate your overall health.	76% 76%
What impact, if any, do you think the economy will have on your family income in the next 6 months? Do you think the impact will be:	20% 45% 19%	

## Methods (Open Participation)

As part of its participation in The National Community Survey™ (The NCST™), the City of Lakeville conducted a survey of 641 residents. Survey invitations were mailed to randomly selected households and data were collected from May 23, 2023 to July 4, 2023. The results from this main survey effort represent the most robust estimate of your residents’ opinions.

After the above data collection period was underway, a link to an online open participation survey was publicized by the City of Lakeville. The open participation survey was identical to the probability sample survey with two small updates; it included a map at the beginning asking where the respondent lives and also a question about where they heard about the survey. The open participation survey was open to all city residents and became available on June 20, 2023. The survey remained open for two weeks and there were 424 responses.






























The open participation survey data were not collected through a random sample and it is unknown who in the community was aware of the survey; therefore, a level of confidence in the representativeness of the sample cannot be estimated. However, to reduce bias where possible, these data were statistically weighted to match the demographic characteristics of the 2020 Census and 2022 American Community Survey estimates for adults in the City of Lakeville. The characteristics used for weighting were age, sex, race, Hispanic origin, housing type, housing tenure, and area. No adjustments were made for design effects. Weights were calculated using an iterative, multiplicative raking model known as the ANES Weighting Algorithm.\* The results of the weighting scheme for the open participation survey are presented in the following table.





























\* Pasek, J. (2010). ANES Weighting Algorithm. Retrieved from <https://web.stanford.edu/group/iriss/cgi-bin/anesrake/resources/RakingDescription.pdf>

		Unweighted	Weighted	Target*
Age	18-34	10%	27%	28%
	35-54	57%	41%	40%
	55+	33%	32%	32%
Area	1 - 55024	3%	9%	9%
	2 - 55068	2%	9%	9%
	3 - 55044	95%	81%	81%
Hispanic origin	No, not of Hispanic, Latino/a/x, or Spanish ..	98%	97%	96%
	Yes, I consider myself to be of Hispanic, La..	2%	3%	4%
Housing tenure	Own	97%	88%	88%
	Rent	3%	12%	12%
Housing type	Attached	10%	26%	26%
	Detached	90%	74%	74%
Race & Hispanic origin	Not white alone	10%	15%	15%
	White alone, not Hispanic or Latino	90%	85%	85%
Sex	Man	33%	50%	50%
	Woman	67%	50%	50%
Sex/age	Man 18-34	4%	15%	15%
	Man 35-54	18%	20%	20%
	Man 55+	11%	16%	16%
	Woman 18-34	6%	13%	13%
	Woman 35-54	41%	21%	21%
	Woman 55+	20%	16%	16%

## Open Participation Survey Results


































This dashboard contains a complete set of responses to each question on the open participation survey. By default, "don't know" responses are excluded, but may be added to the table using the response filter to the right. In some tables, the percentages may not sum to 100%; this is either because the question permitted the respondent to "choose all that apply", or for a question that asked the respondent to select one answer, it is due to the customary practice of rounding values to the nearest whole number.

	In which zip code of Lakeville do you live?	1 - 55024		9% N=40
		2 - 55068		9% N=40
		3 - 55044		81% N=343
		None of these / I don't live in Lakeville		0% N=2
<b>Please rate each of the following aspects of quality of life in Lakeville.</b>	Lakeville as a place to live	Excellent		37% N=155
		Good		52% N=217
		Fair		10% N=43
		Poor		1% N=2
	Your neighborhood as a place to live	Excellent		42% N=172
		Good		49% N=203
		Fair		9% N=38
		Poor		0% N=1
	Lakeville as a place to raise children	Excellent		48% N=184
		Good		38% N=147
		Fair		11% N=43
		Poor		3% N=10
	Lakeville as a place to work	Excellent		25% N=67
		Good		40% N=105
		Fair		26% N=70
		Poor		8% N=22
	Lakeville as a place to visit	Excellent		15% N=58
		Good		41% N=159
		Fair		33% N=126
		Poor		11% N=42
	Lakeville as a place to retire	Excellent		20% N=61
		Good		37% N=110
		Fair		21% N=63
		Poor		21% N=62
	The overall quality of life	Excellent		33% N=138
































<b>Please rate each of the following aspects of quality of life in Lakeville.</b>	The overall quality of life	Good		56% N=234
		Fair		11% N=46
		Poor		0% N=1
	Sense of community	Excellent		21% N=89
Good			43% N=181	
Fair			26% N=108	
Poor			10% N=43	
<b>Please rate each of the following characteristics as they relate to Lakeville as a whole.</b>	Overall economic health	Excellent		23% N=91
		Good		54% N=213
		Fair		20% N=79
		Poor		3% N=12
	Overall quality of the transportation system	Excellent		15% N=62
		Good		38% N=158
		Fair		33% N=136
		Poor		14% N=60
	Overall design or layout of residential and commercial areas	Excellent		16% N=67
		Good		47% N=200
		Fair		25% N=107
		Poor		11% N=48
Overall quality of the utility infrastructure	Excellent		31% N=125	
	Good		51% N=210	
	Fair		13% N=54	
	Poor		5% N=18	
Overall feeling of safety	Excellent		41% N=171	
	Good		49% N=206	
	Fair		10% N=44	
	Poor		0% N=1	
Overall quality of natural environment	Excellent		32% N=133	
	Good		47% N=198	
	Fair		15% N=62	
	Poor		7% N=27	
Overall quality of parks and recreation opportunities	Excellent		44% N=184	
	Good		39% N=162	

<b>Please rate each of the following characteristics as they relate to Lakeville as a whole.</b>	Overall quality of parks and recreation opportunities	Fair		12% N=50	
		Poor		5% N=21	
	Overall health and wellness opportunities	Excellent		24% N=98	
		Good		53% N=216	
		Fair		16% N=67	
		Poor		6% N=24	
	Overall opportunities for education, culture, and the arts	Excellent		21% N=86	
		Good		50% N=204	
		Fair		21% N=84	
		Poor		8% N=34	
	Residents' connection and engagement with their community	Excellent		13% N=51	
		Good		47% N=193	
		Fair		30% N=122	
		Poor		11% N=44	
	<b>Please indicate how likely or unlikely you are to do each of the following.</b>	Recommend living in Lakeville to someone who asks	Very likely		45% N=187
			Somewhat likely		44% N=181
Somewhat unlikely				6% N=25	
Very unlikely				5% N=19	
Remain in Lakeville for the next five years		Very likely		60% N=251	
		Somewhat likely		25% N=105	
		Somewhat unlikely		7% N=29	
		Very unlikely		8% N=32	
<b>Please rate how safe or unsafe you feel:</b>	In your neighborhood during the day	Very safe		83% N=350	
		Somewhat safe		14% N=60	
		Neither safe nor unsafe		3% N=13	
		Somewhat unsafe		0% N=	
		Very unsafe		0% N=	
	In Lakeville's downtown/commercial area during the day	Very safe		77% N=323	
		Somewhat safe		21% N=87	
		Neither safe nor unsafe		1% N=6	
		Somewhat unsafe		0% N=	
		Very unsafe		0% N=1	
From property crime	Very safe		34% N=144		

































<b>Please rate how safe or unsafe you feel:</b>	From property crime	Somewhat safe		51% N=216	
		Neither safe nor unsafe		7% N=29	
		Somewhat unsafe		8% N=32	
		Very unsafe		1% N=3	
	From violent crime	Very safe		65% N=268	
		Somewhat safe		31% N=129	
		Neither safe nor unsafe		2% N=9	
		Somewhat unsafe		1% N=3	
		Very unsafe		1% N=3	
	From fire, flood, or other natural disaster	Very safe		58% N=245	
		Somewhat safe		32% N=135	
		Neither safe nor unsafe		6% N=26	
		Somewhat unsafe		2% N=10	
Very unsafe			1% N=4		
<b>Please rate the job you feel the Lakeville community does at each of the following.</b>	Making all residents feel welcome	Excellent		22% N=88	
		Good		44% N=178	
		Fair		21% N=86	
		Poor		13% N=51	
	Attracting people from diverse backgrounds	Excellent		20% N=73	
		Good		36% N=131	
		Fair		21% N=78	
		Poor		23% N=83	
	Valuing/respecting residents from diverse backgrounds	Excellent		28% N=101	
		Good		31% N=113	
		Fair		21% N=77	
		Poor		19% N=67	
	Taking care of vulnerable residents	Excellent		22% N=63	
		Good		36% N=104	
		Fair		25% N=71	
		Poor		17% N=47	
	<b>Please rate each of the following in the Lakeville community.</b>	Overall quality of business and service establishments	Excellent		17% N=73
			Good		49% N=204
			Fair		22% N=93

<b>Please rate each of the following in the Lakeville community.</b>	Overall quality of business and service establishments	Poor		11% N=48
	Variety of business and service establishments	Excellent		11% N=47
		Good		34% N=143
		Fair		27% N=111
		Poor		28% N=116
	Vibrancy of downtown/commercial area	Excellent		14% N=58
		Good		40% N=163
		Fair		33% N=135
		Poor		13% N=55
	Employment opportunities	Excellent		9% N=25
		Good		41% N=115
		Fair		38% N=108
		Poor		12% N=35
	Shopping opportunities	Excellent		3% N=14
		Good		30% N=124
		Fair		36% N=148
Poor			30% N=126	
Cost of living	Excellent		5% N=19	
	Good		29% N=122	
	Fair		41% N=169	
	Poor		25% N=104	
Overall image or reputation	Excellent		26% N=108	
	Good		53% N=219	
	Fair		17% N=70	
	Poor		4% N=17	
<b>Please also rate each of the following in the Lakeville community.</b>	Traffic flow on major streets	Excellent		13% N=54
		Good		45% N=187
		Fair		29% N=121
		Poor		14% N=56
	Ease of public parking	Excellent		21% N=85
	Good		53% N=214	
	Fair		19% N=78	
	Poor		6% N=24	

































Please also rate each of the following in the Lakeville community.

Ease of travel by car	Excellent		35% N=145
	Good		49% N=207
	Fair		13% N=55
	Poor		3% N=12
Ease of travel by public transportation	Excellent		5% N=12
	Good		10% N=25
	Fair		27% N=70
	Poor		58% N=148
Ease of travel by bicycle	Excellent		21% N=69
	Good		47% N=153
	Fair		25% N=83
	Poor		7% N=22
Ease of walking	Excellent		29% N=116
	Good		44% N=175
	Fair		20% N=80
	Poor		7% N=29
Well-planned residential growth	Excellent		16% N=61
	Good		35% N=132
	Fair		28% N=107
	Poor		21% N=80
Well-planned commercial growth	Excellent		13% N=46
	Good		27% N=96
	Fair		30% N=107
	Poor		30% N=105
Well-designed neighborhoods	Excellent		16% N=66
	Good		49% N=197
	Fair		23% N=91
	Poor		12% N=48
Preservation of the historical or cultural character of the community	Excellent		18% N=61
	Good		43% N=150
	Fair		29% N=101
	Poor		10% N=36
Public places where people want to spend time	Excellent		19% N=77


































Please also rate each of the following in the Lakeville community.


































Public places where people want to spend time	Good		48% N=196
	Fair		23% N=92
	Poor		10% N=41
Variety of housing options	Excellent		14% N=57
	Good		36% N=142
	Fair		30% N=120
	Poor		19% N=76
Availability of affordable quality housing	Excellent		7% N=21
	Good		23% N=74
	Fair		28% N=92
	Poor		43% N=138
Overall quality of new development	Excellent		14% N=53
	Good		39% N=153
	Fair		35% N=136
	Poor		12% N=45
Overall appearance	Excellent		29% N=120
	Good		57% N=236
	Fair		11% N=44
	Poor		4% N=16
Cleanliness	Excellent		44% N=181
	Good		45% N=186
	Fair		10% N=43
	Poor		1% N=4
Water resources	Excellent		33% N=135
	Good		46% N=191
	Fair		19% N=77
	Poor		2% N=10
Air quality	Excellent		33% N=136
	Good		55% N=226
	Fair		9% N=38
	Poor		3% N=11
Availability of paths and walking trails	Excellent		40% N=164
	Good		45% N=186

Please also rate each of the following in the Lakeville community.

Availability of paths and walking trails	Fair		13% N=53
	Poor		2% N=10
Fitness opportunities	Excellent		27% N=106
	Good		54% N=212
	Fair		14% N=54
	Poor		5% N=20
Recreational opportunities	Excellent		20% N=82
	Good		55% N=219
	Fair		19% N=75
	Poor		6% N=23
Availability of affordable quality food	Excellent		14% N=56
	Good		49% N=197
	Fair		24% N=97
	Poor		13% N=53
Availability of affordable quality health care	Excellent		16% N=57
	Good		57% N=207
	Fair		19% N=68
	Poor		8% N=31
Availability of preventive health services	Excellent		18% N=63
	Good		55% N=189
	Fair		20% N=69
	Poor		7% N=23
Availability of affordable quality mental health care	Excellent		10% N=25
	Good		35% N=86
	Fair		33% N=80
	Poor		21% N=51
Opportunities to attend cultural/arts/music activities	Excellent		18% N=70
	Good		52% N=200
	Fair		23% N=89
	Poor		6% N=23
Community support for the arts	Excellent		30% N=110
	Good		44% N=161
	Fair		20% N=74

**Please also rate each of the following in the Lakeville community.**


































Community support for the arts	Poor		6% N=20
	Excellent		11% N=27
	Good		33% N=83
	Fair		26% N=64
Availability of affordable quality childcare/preschool	Poor		30% N=76
	Excellent		35% N=123
	Good		39% N=135
	Fair		19% N=66
K-12 education	Poor		7% N=23
	Excellent		16% N=45
	Good		50% N=142
	Fair		24% N=70
Adult educational opportunities	Poor		10% N=28
	Excellent		20% N=77
	Good		49% N=193
	Fair		24% N=96
Sense of civic/community pride	Poor		7% N=26
	Excellent		20% N=84
	Good		45% N=187
	Fair		25% N=105
Neighborliness of residents	Poor		9% N=39
	Excellent		19% N=75
	Good		49% N=191
	Fair		25% N=97
Opportunities to participate in social events and activities	Poor		7% N=26
	Excellent		25% N=100
	Good		45% N=180
	Fair		24% N=94
Opportunities to attend special events and festivals	Poor		5% N=21
	Excellent		22% N=65
	Good		50% N=150
	Fair		22% N=67
Opportunities to volunteer	Poor		6% N=18

<b>Please also rate each of the following in the Lakeville community.</b>	Opportunities to participate in community matters	Excellent		14% N=48
		Good		50% N=168
		Fair		24% N=79
		Poor		12% N=39
	Openness and acceptance of the community toward people of diverse backgrounds	Excellent		21% N=69
		Good		29% N=97
		Fair		26% N=86
		Poor		24% N=82
<b>Please indicate whether or not you have done each of the following in the last 12 months.</b>	Contacted the City of Lakeville for help or information	No		48% N=201
		Yes		52% N=215
	Contacted Lakeville elected officials to express your opinion	No		68% N=280
		Yes		32% N=134
	Attended a local public meeting	No		67% N=280
		Yes		33% N=138
	Watched a local public meeting	No		63% N=263
		Yes		37% N=155
	Volunteered your time to some group/activity	No		53% N=222
		Yes		47% N=196
	Campaigned or advocated for a local issue, cause, or candidate	No		71% N=299
		Yes		29% N=120
	Voted in your most recent local election	No		8% N=34
		Yes		92% N=381
	Used public transportation instead of driving	No		91% N=381
		Yes		9% N=37
	Carpooled with other adults or children instead of driving alone	No		51% N=212
		Yes		49% N=206
	Walked or biked instead of driving	No		42% N=177
		Yes		58% N=241
<b>Please rate the quality of each of the following services in Lakeville.</b>	Public information services	Excellent		22% N=77
		Good		52% N=182
		Fair		20% N=71
		Poor		6% N=22
	Economic development	Excellent		15% N=56

































Please rate the quality of each of the following services in Lakeville.

Economic development	Good		50% N=179
	Fair		25% N=92
	Poor		10% N=35
Traffic enforcement	Excellent		18% N=69
	Good		51% N=196
	Fair		25% N=95
	Poor		6% N=24
Traffic signal timing	Excellent		10% N=41
	Good		48% N=191
	Fair		29% N=115
	Poor		13% N=52
Street repair	Excellent		11% N=47
	Good		41% N=170
	Fair		35% N=144
	Poor		13% N=54
Street cleaning	Excellent		27% N=110
	Good		49% N=197
	Fair		21% N=85
	Poor		4% N=14
Street lighting	Excellent		22% N=90
	Good		52% N=215
	Fair		18% N=76
	Poor		7% N=29
Snow removal	Excellent		33% N=137
	Good		42% N=174
	Fair		15% N=64
	Poor		9% N=38
Sidewalk maintenance	Excellent		23% N=88
	Good		49% N=185
	Fair		22% N=84
	Poor		6% N=21
Bus or transit services	Excellent		5% N=11
	Good		21% N=44


































Please rate the quality of each of the following services in Lakeville.


































Bus or transit services	Fair		22% N=46
	Poor		52% N=111
Land use, planning and zoning	Excellent		9% N=28
	Good		35% N=116
	Fair		33% N=110
	Poor		23% N=76
Code enforcement	Excellent		15% N=45
	Good		38% N=115
	Fair		29% N=86
	Poor		18% N=53
Affordable high-speed internet access	Excellent		13% N=52
	Good		38% N=149
	Fair		24% N=95
	Poor		25% N=98
Garbage collection	Excellent		23% N=94
	Good		51% N=208
	Fair		18% N=75
	Poor		8% N=32
Drinking water	Excellent		41% N=166
	Good		41% N=167
	Fair		16% N=64
	Poor		2% N=7
Sewer services	Excellent		41% N=161
	Good		49% N=190
	Fair		9% N=35
	Poor		1% N=3
Storm water management	Excellent		37% N=141
	Good		50% N=191
	Fair		12% N=48
	Poor		1% N=5
Power (electric and/or gas) utility	Excellent		33% N=133
	Good		55% N=223
	Fair		11% N=43

Please rate the quality of each of the following services in Lakeville.

































Power (electric and/or gas) utility	Poor		2% N=6
Utility billing	Excellent		26% N=104
	Good		51% N=205
	Fair		21% N=83
	Poor		2% N=8
Police/Sheriff services	Excellent		51% N=197
	Good		40% N=158
	Fair		6% N=25
	Poor		3% N=10
Crime prevention	Excellent		35% N=130
	Good		53% N=197
	Fair		10% N=38
	Poor		2% N=8
Animal control	Excellent		32% N=79
	Good		51% N=127
	Fair		10% N=26
	Poor		6% N=16
Ambulance or emergency medical services	Excellent		48% N=138
	Good		43% N=125
	Fair		7% N=21
	Poor		2% N=5
Fire services	Excellent		62% N=191
	Good		34% N=106
	Fair		3% N=8
	Poor		1% N=2
Fire prevention and education	Excellent		45% N=126
	Good		45% N=125
	Fair		8% N=23
	Poor		1% N=4
Emergency preparedness	Excellent		29% N=74
	Good		45% N=115
	Fair		19% N=47
	Poor		7% N=17

Please rate the quality of each of the following services in Lakeville.

Preservation of natural areas	Excellent		19% N=74
	Good		34% N=133
	Fair		24% N=92
	Poor		24% N=92
Lakeville open space	Excellent		19% N=74
	Good		36% N=138
	Fair		28% N=107
	Poor		17% N=65
Recycling	Excellent		29% N=119
	Good		49% N=196
	Fair		15% N=59
	Poor		7% N=29
Yard waste pick-up	Excellent		29% N=86
	Good		47% N=141
	Fair		17% N=50
	Poor		8% N=24
City parks	Excellent		35% N=143
	Good		50% N=204
	Fair		12% N=47
	Poor		3% N=13
Recreation programs or classes	Excellent		31% N=107
	Good		49% N=166
	Fair		16% N=55
	Poor		4% N=13
Recreation centers or facilities	Excellent		19% N=67
	Good		51% N=181
	Fair		20% N=70
	Poor		10% N=34
Health services	Excellent		23% N=73
	Good		60% N=193
	Fair		13% N=43
	Poor		3% N=11
Public library services	Excellent		53% N=195


































<b>Please rate the quality of each of the following services in Lakeville.</b>	Public library services	Good		40% N=149
		Fair		4% N=15
		Poor		3% N=11
	Overall customer service by Lakeville employees	Excellent		40% N=153
Good			44% N=166	
Fair			13% N=50	
Poor			3% N=10	
<b>Please rate the following categories of Lakeville government performance.</b>	The value of services for the taxes paid to Lakeville	Excellent		15% N=57
		Good		45% N=176
		Fair		29% N=114
		Poor		12% N=46
	The overall direction that Lakeville is taking	Excellent		14% N=54
		Good		41% N=162
		Fair		31% N=125
		Poor		14% N=57
	The job Lakeville government does at welcoming resident involvement	Excellent		15% N=48
		Good		35% N=116
		Fair		34% N=112
		Poor		16% N=52
Overall confidence in Lakeville government	Excellent		13% N=50	
	Good		39% N=154	
	Fair		35% N=137	
	Poor		14% N=54	
Generally acting in the best interest of the community	Excellent		13% N=49	
	Good		44% N=172	
	Fair		28% N=109	
	Poor		16% N=64	
Being honest	Excellent		16% N=56	
	Good		45% N=157	
	Fair		25% N=88	
	Poor		14% N=50	
Being open and transparent to the public	Excellent		16% N=59	
	Good		37% N=135	

<b>Please rate the following categories of Lakeville government performance.</b>	Being open and transparent to the public	Fair		35% N=126
		Poor		12% N=45
	Informing residents about issues facing the community	Excellent		16% N=57
		Good		32% N=119
Fair			34% N=123	
Poor			18% N=67	
Treating all residents fairly	Excellent		23% N=77	
	Good		34% N=111	
	Fair		21% N=70	
	Poor		22% N=73	
Treating residents with respect	Excellent		26% N=94	
	Good		41% N=151	
	Fair		20% N=73	
	Poor		13% N=47	
<b>Overall, how would you rate the quality of the services provided by each of the following?</b>	The City of Lakeville	Excellent		26% N=105
		Good		52% N=205
		Fair		19% N=77
		Poor		3% N=10
	The Federal Government	Excellent		5% N=19
		Good		32% N=128
		Fair		38% N=154
		Poor		25% N=100
<b>Please rate how important, if at all, you think it is for the Lakeville community to focus on each of the following in the coming two years.</b>	Overall economic health	Essential		45% N=184
		Very important		43% N=176
		Somewhat important		10% N=43
		Not at all important		1% N=5
	Overall quality of the transportation system	Essential		25% N=103
		Very important		32% N=132
		Somewhat important		37% N=153
		Not at all important		6% N=23
	Overall design or layout of residential and commercial areas	Essential		41% N=170
		Very important		41% N=171
		Somewhat important		16% N=66


































<b>Please rate how important, if at all, you think it is for the Lakeville community to focus on each of the following in the coming two years.</b>	Overall design or layout of residential and commercial areas	Not at all important		2% N=8
	Overall quality of the utility infrastructure	Essential		51% N=211
		Very important		39% N=160
		Somewhat important		10% N=42
		Not at all important		0% N=1
	Overall feeling of safety	Essential		58% N=241
		Very important		31% N=127
		Somewhat important		9% N=37
		Not at all important		2% N=7
	Overall quality of natural environment	Essential		40% N=165
Very important			45% N=188	
Somewhat important			14% N=57	
Not at all important			1% N=5	
Overall quality of parks and recreation opportunities	Essential		30% N=124	
	Very important		49% N=205	
	Somewhat important		18% N=74	
	Not at all important		3% N=11	
Overall health and wellness opportunities	Essential		24% N=99	
	Very important		46% N=188	
	Somewhat important		26% N=107	
	Not at all important		3% N=14	
Overall opportunities for education, culture, and the arts	Essential		32% N=134	
	Very important		37% N=153	
	Somewhat important		28% N=116	
	Not at all important		3% N=13	
Residents' connection and engagement with their community	Essential		23% N=95	
	Very important		46% N=186	
	Somewhat important		30% N=123	
	Not at all important		1% N=4	
<b>Please select the single area that you go to the most for each of the following activities or services.</b>	Grocery shopping	Downtown Lakeville		5% N=23
		Other location in Lakeville		67% N=279
		Area outside Lakeville		26% N=109
		Other or N/A		1% N=3


































Please select the single area that you go to the most for each of the following activities or services.

Fast food, carry out, or fast-casual dining	Downtown Lakeville		7% N=30
	Other location in Lakeville		48% N=197
	Area outside Lakeville		43% N=178
	Other or N/A		2% N=7
Casual sit-down dining	Downtown Lakeville		33% N=135
	Other location in Lakeville		21% N=87
	Area outside Lakeville		44% N=180
	Other or N/A		2% N=9
Special occasion dining	Downtown Lakeville		9% N=36
	Other location in Lakeville		19% N=81
	Area outside Lakeville		67% N=280
	Other or N/A		5% N=20
Clothing and accessories shopping	Downtown Lakeville		0% N=1
	Other location in Lakeville		11% N=46
	Area outside Lakeville		83% N=340
	Other or N/A		5% N=22
Health care services	Downtown Lakeville		0% N=
	Other location in Lakeville		39% N=164
	Area outside Lakeville		58% N=242
	Other or N/A		2% N=10
Entertainment and/or performing arts	Downtown Lakeville		18% N=74
	Other location in Lakeville		5% N=22
	Area outside Lakeville		62% N=256
	Other or N/A		15% N=63
Recreational bicycling/hiking/walking	Downtown Lakeville		9% N=37
	Other location in Lakeville		64% N=265
	Area outside Lakeville		18% N=75
	Other or N/A		9% N=38
Children/family entertainment	Downtown Lakeville		8% N=32
	Other location in Lakeville		21% N=84
	Area outside Lakeville		42% N=171
	Other or N/A		29% N=119
Night life	Downtown Lakeville		22% N=90

<b>Please select the single area that you go to the most for each of the following activities or services.</b>	Night life	Other location in Lakeville		3% N=11
		Area outside Lakeville		46% N=187
		Other or N/A		30% N=121
<b>How important, if at all, is it for your local government to do the following things to strengthen a sense of community?</b>	Create easy processes for neighbors to organize block parties	Essential		12% N=48
		Very important		28% N=111
		Somewhat important		41% N=162
		Not at all important		19% N=73
	Organize neighborhood clean-up events	Essential		11% N=43
		Very important		30% N=119
		Somewhat important		46% N=183
		Not at all important		14% N=54
	Provide opportunities to learn about diverse perspectives, including races and cultures	Essential		19% N=74
		Very important		24% N=90
		Somewhat important		31% N=118
		Not at all important		26% N=99
	Create organized recreational programming for adults	Essential		10% N=40
		Very important		27% N=107
		Somewhat important		50% N=200
		Not at all important		13% N=53
	Increase outreach to residents about local volunteer opportunities	Essential		15% N=57
		Very important		36% N=142
		Somewhat important		41% N=163
		Not at all important		8% N=32
	Increase outreach to residents about local social opportunities	Essential		18% N=69
		Very important		29% N=116
		Somewhat important		39% N=155
		Not at all important		14% N=55
	Support neighborhood watch groups	Essential		20% N=81
		Very important		28% N=112
		Somewhat important		41% N=165
		Not at all important		11% N=42
<b>In general, how many times do you:</b>	Access the internet from your home	Several times a day		82% N=340
		Once a day		11% N=45

<b>In general, how many times do you:</b>	Access the internet from your home	A few times a week	5% N=20
		Every few weeks	1% N=3
		Less often or never	2% N=6
Access the internet from your cell phone	Several times a day	91% N=376	
	Once a day	7% N=28	
	A few times a week	1% N=3	
	Every few weeks	0% N=2	
	Less often or never	2% N=7	
Visit social media sites	Several times a day	75% N=304	
	Once a day	13% N=53	
	A few times a week	6% N=23	
	Every few weeks	0% N=1	
	Less often or never	7% N=28	
Use or check email	Several times a day	82% N=337	
	Once a day	15% N=61	
	A few times a week	3% N=11	
Share your opinions online	Several times a day	14% N=57	
	Once a day	8% N=31	
	A few times a week	15% N=63	
	Every few weeks	21% N=86	
	Less often or never	42% N=175	
Shop online	Several times a day	14% N=58	
	Once a day	11% N=44	
	A few times a week	39% N=160	
	Every few weeks	33% N=136	
	Less often or never	3% N=14	
Please rate your overall health.	Excellent	35% N=149	
	Very good	44% N=185	
	Good	18% N=75	
	Fair	3% N=11	
What impact, if any, do you think the economy will have on your family income in the next 6 months? Do you think the impact will be:	Very positive	5% N=21	
	Somewhat positive	17% N=72	
	Neutral	40% N=169	

What impact, if any, do you think the economy will have on your family income in the next 6 months? Do you think the impact will be:	Somewhat negative		28% N=116
	Very negative		10% N=43
How many years have you lived in Lakeville?	Less than 2 years		11% N=48
	2-5 years		18% N=75
	6-10 years		13% N=56
	11-20 years		21% N=89
	More than 20 years		37% N=154
Which best describes the building you live in?	Single-family detached home		74% N=312
	Townhouse or duplex (may share walls but no units above or below you)		20% N=86
	Condominium or apartment (have units above or below you)		5% N=19
	Mobile home		1% N=5
Do you rent or own your home?	Rent		12% N=50
	Own		88% N=369
About how much is your monthly housing cost for the place you live (including rent, mortgage payment, property tax, property insurance and homeowners' association (HOA) fees)?	Less than \$300		2% N=8
	\$300 to \$599		3% N=13
	\$600 to \$999		10% N=40
	\$1,000 to \$1,499		15% N=61
	\$1,500 to \$2,499		40% N=164
	\$2,500 to \$3,999		25% N=102
	\$4,000 to \$6,999		4% N=18
	\$7,000 to \$9,999		1% N=3
	\$10,000 or more		0% N=2
Do any children 17 or under live in your household?	No		54% N=225
	Yes		46% N=193
Are you or any other members of your household aged 65 or older?	No		78% N=325
	Yes		22% N=94
How much do you anticipate your household's total income before taxes will be for the current year? (Please include in your total income money from all sources for all persons living in your household.)	Less than \$25,000		3% N=10
	\$25,000 to \$49,999		7% N=27
	\$50,000 to \$74,999		6% N=26
	\$75,000 to \$99,999		10% N=40
	\$100,000 to \$149,999		28% N=111
	\$150,000 to \$199,999		23% N=93
	\$200,000 to \$299,999		17% N=70

(Please include in your total income money from all sources for all persons living in your household.)	\$300,000 or more		6% N=25
Are you of Hispanic, Latino/a/x, or Spanish origin?	No, not of Hispanic, Latino/a/x, or Spanish origin		97% N=402
	Yes, I consider myself to be of Hispanic, Latino/a/x, or Spanish origin		3% N=13
What is your race? (Mark one or more races to indicate what race you consider yourself to be.)	American Indian or Alaska Native		4% N=18
	Asian		4% N=18
	Black or African American		3% N=11
	Native Hawaiian or Other Pacific Islander		2% N=8
	White		93% N=387
	A race not listed		4% N=17
	In which category is your age?	18-24 years	
25-34 years			23% N=95
35-44 years			22% N=93
45-54 years			19% N=79
55-64 years			14% N=61
65-74 years			14% N=61
75 years or older			3% N=11
What is your gender?	Woman		50% N=209
	Man		50% N=209
	Identify in another way		1% N=3
If you identify in another way, how would you desc..	Transgender man		100% N=3
How did you hear about this survey? (Select all that apply.)	The City's website		8% N=32
	The City's social media (Facebook, Twitter, Instagram, etc.)		35% N=145
	Received an email from the City		15% N=65
	In a City newsletter or utility bill		2% N=8
	Received a postcard or letter from the City		0% N=2
	Nextdoor		3% N=13
	In my Facebook feed		11% N=45
	Saw it on a video of a public meeting or at a meeting I attended		1% N=4
	Saw it in a newspaper article or ad (hard copy or online)		3% N=14
	Heard about it from a family member, friend or neighbor		16% N=67
	Heard about it from a business or social organization in my community		1% N=5
	Polco's weekly email		3% N=11
	Polco social media post		0% N=

How did you hear about this survey? (Select all that apply.) Other

2%  
N=9

# The City of Lakeville 2023 Community Survey

Please complete this survey if you are the adult (age 18 or older) in the household who most recently had a birthday (the year of birth does not matter). Your responses are confidential and no identifying information will be shared.

## 1. Please rate each of the following aspects of quality of life in Lakeville.

	<u>Excellent</u>	<u>Good</u>	<u>Fair</u>	<u>Poor</u>	<u>Don't know</u>
Lakeville as a place to live .....	1	2	3	4	5
Your neighborhood as a place to live .....	1	2	3	4	5
Lakeville as a place to raise children .....	1	2	3	4	5
Lakeville as a place to work.....	1	2	3	4	5
Lakeville as a place to visit.....	1	2	3	4	5
Lakeville as a place to retire .....	1	2	3	4	5
The overall quality of life in Lakeville.....	1	2	3	4	5
Sense of community .....	1	2	3	4	5

## 2. Please rate each of the following characteristics as they relate to Lakeville as a whole.

	<u>Excellent</u>	<u>Good</u>	<u>Fair</u>	<u>Poor</u>	<u>Don't know</u>
Overall economic health of Lakeville .....	1	2	3	4	5
Overall quality of the transportation system (auto, bicycle, foot, bus) in Lakeville.....	1	2	3	4	5
Overall design or layout of Lakeville's residential and commercial areas (e.g., homes, buildings, streets, parks, etc.) .....	1	2	3	4	5
Overall quality of the utility infrastructure in Lakeville (water, sewer, storm water, electric/gas, broadband) .....	1	2	3	4	5
Overall feeling of safety in Lakeville.....	1	2	3	4	5
Overall quality of natural environment in Lakeville .....	1	2	3	4	5
Overall quality of parks and recreation opportunities .....	1	2	3	4	5
Overall health and wellness opportunities in Lakeville .....	1	2	3	4	5
Overall opportunities for education, culture, and the arts .....	1	2	3	4	5
Residents' connection and engagement with their community .....	1	2	3	4	5

## 3. Please indicate how likely or unlikely you are to do each of the following.

	<u>Very likely</u>	<u>Somewhat likely</u>	<u>Somewhat unlikely</u>	<u>Very unlikely</u>	<u>Don't know</u>
Recommend living in Lakeville to someone who asks .....	1	2	3	4	5
Remain in Lakeville for the next five years .....	1	2	3	4	5

## 4. Please rate how safe or unsafe you feel:

	<u>Very safe</u>	<u>Somewhat safe</u>	<u>Neither safe nor unsafe</u>	<u>Somewhat unsafe</u>	<u>Very unsafe</u>	<u>Don't know</u>
In your neighborhood during the day.....	1	2	3	4	5	6
In Lakeville's downtown/commercial area during the day .....	1	2	3	4	5	6
From property crime.....	1	2	3	4	5	6
From violent crime .....	1	2	3	4	5	6
From fire, flood, or other natural disaster.....	1	2	3	4	5	6

## 5. Please rate the job you feel the Lakeville community does at each of the following.

	<u>Excellent</u>	<u>Good</u>	<u>Fair</u>	<u>Poor</u>	<u>Don't know</u>
Making all residents feel welcome .....	1	2	3	4	5
Attracting people from diverse backgrounds.....	1	2	3	4	5
Valuing/respecting residents from diverse backgrounds .....	1	2	3	4	5
Taking care of vulnerable residents (elderly, disabled, homeless, etc.) .....	1	2	3	4	5

## 6. Please rate each of the following in the Lakeville community.

	<u>Excellent</u>	<u>Good</u>	<u>Fair</u>	<u>Poor</u>	<u>Don't know</u>
Overall quality of business and service establishments in Lakeville .....	1	2	3	4	5
Variety of business and service establishments in Lakeville .....	1	2	3	4	5
Vibrancy of downtown/commercial area.....	1	2	3	4	5
Employment opportunities.....	1	2	3	4	5
Shopping opportunities .....	1	2	3	4	5
Cost of living in Lakeville.....	1	2	3	4	5
Overall image or reputation of Lakeville.....	1	2	3	4	5

**7. Please also rate each of the following in the Lakeville community.**

	<u>Excellent</u>	<u>Good</u>	<u>Fair</u>	<u>Poor</u>	<u>Don't know</u>
Traffic flow on major streets.....	1	2	3	4	5
Ease of public parking.....	1	2	3	4	5
Ease of travel by car in Lakeville.....	1	2	3	4	5
Ease of travel by public transportation in Lakeville .....	1	2	3	4	5
Ease of travel by bicycle in Lakeville.....	1	2	3	4	5
Ease of walking in Lakeville.....	1	2	3	4	5
Well-planned residential growth.....	1	2	3	4	5
Well-planned commercial growth.....	1	2	3	4	5
Well-designed neighborhoods.....	1	2	3	4	5
Preservation of the historical or cultural character of the community.....	1	2	3	4	5
Public places where people want to spend time .....	1	2	3	4	5
Variety of housing options .....	1	2	3	4	5
Availability of affordable quality housing.....	1	2	3	4	5
Overall quality of new development in Lakeville.....	1	2	3	4	5
Overall appearance of Lakeville.....	1	2	3	4	5
Cleanliness of Lakeville .....	1	2	3	4	5
Water resources (beaches, lakes, ponds, riverways, etc.) .....	1	2	3	4	5
Air quality .....	1	2	3	4	5
Availability of paths and walking trails .....	1	2	3	4	5
Fitness opportunities (including exercise classes and paths or trails, etc.) ...	1	2	3	4	5
Recreational opportunities.....	1	2	3	4	5
Availability of affordable quality food .....	1	2	3	4	5
Availability of affordable quality health care .....	1	2	3	4	5
Availability of preventive health services.....	1	2	3	4	5
Availability of affordable quality mental health care .....	1	2	3	4	5
Opportunities to attend cultural/arts/music activities.....	1	2	3	4	5
Community support for the arts .....	1	2	3	4	5
Availability of affordable quality childcare/preschool .....	1	2	3	4	5
K-12 education .....	1	2	3	4	5
Adult educational opportunities.....	1	2	3	4	5
Sense of civic/community pride .....	1	2	3	4	5
Neighborliness of residents in Lakeville.....	1	2	3	4	5
Opportunities to participate in social events and activities.....	1	2	3	4	5
Opportunities to attend special events and festivals.....	1	2	3	4	5
Opportunities to volunteer .....	1	2	3	4	5
Opportunities to participate in community matters.....	1	2	3	4	5
Openness and acceptance of the community toward people of diverse backgrounds.....	1	2	3	4	5

**8. Please indicate whether or not you have done each of the following in the last 12 months.**

	<u>No</u>	<u>Yes</u>
Contacted the City of Lakeville (in-person, phone, email, or web) for help or information.....	1	2
Contacted Lakeville elected officials (in-person, phone, email, or web) to express your opinion .....	1	2
Attended a local public meeting (of local elected officials like City Council or County Commissioners, advisory boards, town halls, HOA, neighborhood watch, etc.) .....	1	2
Watched (online or on television) a local public meeting .....	1	2
Volunteered your time to some group/activity in Lakeville.....	1	2
Campaigned or advocated for a local issue, cause, or candidate.....	1	2
Voted in your most recent local election.....	1	2
Used bus, rail, subway, or other public transportation instead of driving.....	1	2
Carpooled with other adults or children instead of driving alone.....	1	2
Walked or biked instead of driving.....	1	2

# The City of Lakeville 2023 Community Survey

## 9. Please rate the quality of each of the following services in Lakeville.

	<u>Excellent</u>	<u>Good</u>	<u>Fair</u>	<u>Poor</u>	<u>Don't know</u>
Public information services.....	1	2	3	4	5
Economic development.....	1	2	3	4	5
Traffic enforcement.....	1	2	3	4	5
Traffic signal timing.....	1	2	3	4	5
Street repair.....	1	2	3	4	5
Street cleaning.....	1	2	3	4	5
Street lighting.....	1	2	3	4	5
Snow removal.....	1	2	3	4	5
Sidewalk maintenance.....	1	2	3	4	5
Bus or transit services.....	1	2	3	4	5
Land use, planning, and zoning.....	1	2	3	4	5
Code enforcement (weeds, abandoned buildings, etc.).....	1	2	3	4	5
Affordable high-speed internet access.....	1	2	3	4	5
Garbage collection.....	1	2	3	4	5
Drinking water.....	1	2	3	4	5
Sewer services.....	1	2	3	4	5
Storm water management (storm drainage, dams, levees, etc.).....	1	2	3	4	5
Power (electric and/or gas) utility.....	1	2	3	4	5
Utility billing.....	1	2	3	4	5
Police/Sheriff services.....	1	2	3	4	5
Crime prevention.....	1	2	3	4	5
Animal control.....	1	2	3	4	5
Ambulance or emergency medical services.....	1	2	3	4	5
Fire services.....	1	2	3	4	5
Fire prevention and education.....	1	2	3	4	5
Emergency preparedness (services that prepare the community for natural disasters or other emergency situations).....	1	2	3	4	5
Preservation of natural areas (open space, farmlands, and greenbelts).....	1	2	3	4	5
Lakeville open space.....	1	2	3	4	5
Recycling.....	1	2	3	4	5
Yard waste pick-up.....	1	2	3	4	5
City parks.....	1	2	3	4	5
Recreation programs or classes.....	1	2	3	4	5
Recreation centers or facilities.....	1	2	3	4	5
Health services.....	1	2	3	4	5
Public library services.....	1	2	3	4	5
Overall customer service by Lakeville employees (police, receptionists, planners, etc.).....	1	2	3	4	5

## 10. Please rate the following categories of Lakeville government performance.

	<u>Excellent</u>	<u>Good</u>	<u>Fair</u>	<u>Poor</u>	<u>Don't know</u>
The value of services for the taxes paid to Lakeville.....	1	2	3	4	5
The overall direction that Lakeville is taking.....	1	2	3	4	5
The job Lakeville government does at welcoming resident involvement.....	1	2	3	4	5
Overall confidence in Lakeville government.....	1	2	3	4	5
Generally acting in the best interest of the community.....	1	2	3	4	5
Being honest.....	1	2	3	4	5
Being open and transparent to the public.....	1	2	3	4	5
Informing residents about issues facing the community.....	1	2	3	4	5
Treating all residents fairly.....	1	2	3	4	5
Treating residents with respect.....	1	2	3	4	5

## 11. Overall, how would you rate the quality of the services provided by each of the following?

	<u>Excellent</u>	<u>Good</u>	<u>Fair</u>	<u>Poor</u>	<u>Don't know</u>
The City of Lakeville.....	1	2	3	4	5
The Federal Government.....	1	2	3	4	5

**12. Please rate how important, if at all, you think it is for the Lakeville community to focus on each of the following in the coming two years.**

	<u>Essential</u>	<u>Very important</u>	<u>Somewhat important</u>	<u>Not at all important</u>
Overall economic health of Lakeville .....	1	2	3	4
Overall quality of the transportation system (auto, bicycle, foot, bus) in Lakeville.....	1	2	3	4
Overall design or layout of Lakeville’s residential and commercial areas (e.g., homes, buildings, streets, parks, etc.) .....	1	2	3	4
Overall quality of the utility infrastructure in Lakeville (water, sewer, storm water, electric/gas, broadband) .....	1	2	3	4
Overall feeling of safety in Lakeville.....	1	2	3	4
Overall quality of natural environment in Lakeville .....	1	2	3	4
Overall quality of parks and recreation opportunities .....	1	2	3	4
Overall health and wellness opportunities in Lakeville .....	1	2	3	4
Overall opportunities for education, culture, and the arts .....	1	2	3	4
Residents’ connection and engagement with their community .....	1	2	3	4

**13. Please select the single area that you go to the most for each of the following activities or services.**

	<u>Downtown Lakeville</u>	<u>Other location in Lakeville</u>	<u>Area outside Lakeville</u>	<u>Other or N/A</u>
Grocery shopping .....	1	2	3	4
Fast food, carry out, or fast-casual dining.....	1	2	3	4
Casual sit-down dining .....	1	2	3	4
Special occasion dining .....	1	2	3	4
Clothing and accessories shopping .....	1	2	3	4
Health care services.....	1	2	3	4
Entertainment and/or performing arts.....	1	2	3	4
Recreational bicycling/hiking/walking.....	1	2	3	4
Children/family entertainment.....	1	2	3	4
Night life .....	1	2	3	4

**14. How important, if at all, is it for your local government to do the following things to strengthen a sense of community?**

	<u>Essential</u>	<u>Very important</u>	<u>Somewhat important</u>	<u>Not at all important</u>	<u>Don’t Know</u>
Create easy processes for neighbors to organize block parties.....	1	2	3	4	5
Organize neighborhood clean-up events .....	1	2	3	4	5
Provide opportunities to learn about diverse perspectives, including races and cultures .....	1	2	3	4	5
Create organized recreational programming for adults.....	1	2	3	4	5
Increase outreach to residents about local volunteer opportunities....	1	2	3	4	5
Increase outreach to residents about local social opportunities.....	1	2	3	4	5
Support neighborhood watch groups .....	1	2	3	4	5

**15. When thinking about the overall direction that Lakeville is taking, what one change could the City make to better act in the interest of the community?**

---



---

# The City of Lakeville 2023 Community Survey

Our last questions are about you and your household.  
 Again, all of your responses to this survey are confidential and no identifying information will be shared.

**D1. In general, how many times do you:**

	Several times a day	Once a day	A few times a week	Every few weeks	Less often or never	Don't know
Access the internet from your home using a computer, laptop, or tablet computer.....	1	2	3	4	5	6
Access the internet from your cell phone .....	1	2	3	4	5	6
Visit social media sites such as Facebook, Twitter, Nextdoor, etc. ....	1	2	3	4	5	6
Use or check email .....	1	2	3	4	5	6
Share your opinions online .....	1	2	3	4	5	6
Shop online .....	1	2	3	4	5	6

**D2. Please rate your overall health.**  
 Excellent     Very good     Good     Fair     Poor

**D3. What impact, if any, do you think the economy will have on your family income in the next 6 months? Do you think the impact will be:**  
 Very positive     Somewhat positive     Neutral     Somewhat negative     Very negative

**D4. How many years have you lived in Lakeville?**  
 Less than 2 years  
 2-5 years  
 6-10 years  
 11-20 years  
 More than 20 years

**D5. Which best describes the building you live in?**  
 Single-family detached home  
 Townhouse or duplex (may share walls but no units above or below you)  
 Condominium or apartment (have units above or below you)  
 Mobile home  
 Other

**D6. Do you rent or own your home?**  
 Rent  
 Own

**D7. About how much is your monthly housing cost for the place you live (including rent, mortgage payment, property tax, property insurance, and homeowners' association (HOA) fees)?**  
 Less than \$300     \$2,500 to \$3,999  
 \$300 to \$599     \$4,000 to \$6,999  
 \$600 to \$999     \$7,000 to \$9,999  
 \$1,000 to \$1,499     \$10,000 or more  
 \$1,500 to \$2,499

**D8. Do any children 17 or under live in your household?**  
 No     Yes

**D9. Are you or any other members of your household aged 65 or older?**  
 No     Yes

**D10. How much do you anticipate your household's total income before taxes will be for the current year? (Please include in your total income money from all sources for all persons living in your household.)**  
 Less than \$25,000     \$100,000 to \$149,999  
 \$25,000 to \$49,999     \$150,000 to \$199,999  
 \$50,000 to \$74,999     \$200,000 to \$299,999  
 \$75,000 to \$99,999     \$300,000 or more

**D11. Are you of Hispanic, Latino/a/x, or Spanish origin?**  
 No     Yes

**D12. What is your race? (Mark one or more races to indicate what race you consider yourself to be.)**  
 American Indian or Alaskan Native  
 Asian  
 Black or African American  
 Native Hawaiian or Other Pacific Islander  
 White  
 A race not listed

**D13. In which category is your age?**  
 18-24 years     55-64 years  
 25-34 years     65-74 years  
 35-44 years     75 years or older  
 45-54 years

**D14. What is your gender?**  
 Woman  
 Man  
 Identify in another way → go to D14a

**D14a. If you identify in another way, how would you describe your gender?**  
 Agender/I don't identify with any gender  
 Genderqueer/gender fluid  
 Non-binary  
 Transgender man  
 Transgender woman  
 Two-spirit  
 Identify in another way

**Thank you!** Please return the completed survey in the postage-paid envelope to:  
**National Research Center, Inc., PO Box 549, Belle Mead, NJ 08502**