



ENVISION LAKEVILLE
Taskforce Meeting
Water Treatment Facility Conference Room
18400 Ipava Avenue
Monday, August 14, 2023
6:30PM

AGENDA

- I. Welcome - Justin Miller, City Administrator
- II. (Re)Introductions
- III. Tonight's Agenda – Craig Rapp
- IV. Stakeholder Engagement Presentations/Discussion
 - a. Community Survey 2023 - summary
 - b. Housing Study - summary
 - c. Economic Development Commission Strategic Plan - summary
 - d. Leadership Team Workshop and City Council Interviews - summary
 - e. City Council-Boards & Commissions Joint Meeting July 31 - summary
 - f. Taskforce Interviews - summary
- V. Envision Lakeville Update Process – 2023
 - a. September meeting – agenda/assignments
 - b. October meeting - agenda
 - c. Summary report
- VI. Adjourn



RAPP CONSULTING GROUP

TO: Envision Lakeville Task Force
FROM: Craig Rapp, Rapp Consulting Group
RE: Envision Lakeville Task Force Meeting – August 14, 2023
DATE: August 11, 2023

On Monday, August 14, the Envision Lakeville Task Force will hold its second meeting. The sole focus of the meeting will be presentations of community and stakeholder feedback collected. The information includes a summary of the recently completed community survey, interviews conducted by Task Force members, a summary of the joint City Council-Boards & Commission meeting, and many other interviews and meetings held with community stakeholders. A full list of the information to be presented is listed on the meeting agenda.

A tremendous amount of information will be presented at the meeting. Time will be allocated for discussion and questions; however the primary objective is presentation of the broad range of feedback collected for this process. It will be a lot to digest. For that reason, copies of the presentation materials are included with this memorandum. You are not expected to review all the information prior to the meeting, it is provided as a convenience. You will have the month following the meeting to fully absorb the data in preparation for the September meeting where initial decisions will be made.

Full data sets, where available, will be provided after the meeting, and both I and City staff will be available to answer questions and clarify the information.

Envision Lakeville



TASKFORCE MEETING #2

AUGUST 14, 2023

Community – Stakeholder Feedback

- Community Survey
 - Task Force Interviews
 - City Council Interviews
 - Joint Meeting – City Council, Boards & Commissions
 - Employee and Senior Management discussions
- * EDC Strategic Plan

Community Values – Envision Lakeville

Diversified Economic Development

We value the stability and independence provided by a strong, diversified local economy.

Good Value for Public Services

We value high quality public services delivered cost-effectively.

Safety Throughout the Community

We value living in a community where people feel safe everywhere they go.

Design That Connects the Community

We value a well-designed community and we place a priority on development that enhances connectivity and accommodates our changing needs.

High Quality Education

We value and are committed to high quality education that sets us apart.

A Home for All Ages and Stages of Life

We value living options for people of all ages and stages of life.

A Sense of Community and Belonging

We value the sense of belonging that comes from our traditions and institutions, and we strive to support and preserve them.

Access to a Multitude of Natural Amenities and Recreational Opportunities

We value widespread access to nature, the outdoors, and recreational opportunities of all kinds.

Vision Statement (Envision Lakeville)

We envision a thriving, multi-generational community where families, friends, and neighbors connect, live, learn, work and play. Exceptional schools; a diverse local economy; great parks, trails, and recreational opportunities; vibrant social and cultural institutions; safe neighborhoods; and responsive and cost-effective public services—together create a place we are proud to call home.

Diversified Economic Development

We value the stability and independence provided by a strong, diversified local economy. In 25 years, Lakeville will have a diversified economy that provides residents with expanded opportunities to work within the City and to meet their shopping, health care, and other daily needs. A mix of industrial, office, and retail development will help to provide the tax base needed to support high quality public services.

A Home for All Ages and Stages of Life

Great communities don't just happen. They're the result of thoughtful design and careful execution. Lakeville will plan an appropriate mix of housing types, a quality transportation system, and other elements that support a well-connected City with a strong sense of community.

Design that Connects the Community

Lakeville will be a community where residents can live and age in place. We will accommodate individuals and families at all stages of life. We will strive to meet the housing, transportation, education, shopping, access to health care, and other needs of all demographic groups within the City.

Strategic Priorities

ENVISION LAKEVILLE



Increase Economic Sustainability



Support High Quality Education



Develop a Community of Choice



Cultivate a Sense of Community



Provide Services That Add Value

Meeting Schedule, Agendas

Task Force Meeting #3 - Wednesday, September 13

- Interpretation of data
- Preliminary decisions – Priorities (continuity, change)

Task Force Meeting #4– Monday, October 9

- Affirm/Amend – Priorities
- General direction - Initiatives, Actions

2023 National Community Survey



Lakeville, Minnesota—*Positioned to Thrive*



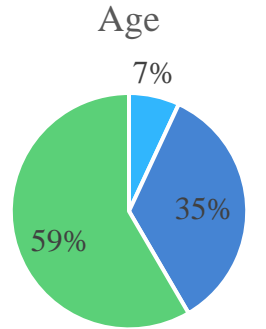
Survey Methods

- **2023 - 641 of 3,000 were completed (22%)**
- 2018 – 409 of 1,600 were completed (25%)
- 2013 – 434 of 1,200 were completed (36%)
- 2018 and 2023 surveys also included an open-participation option
 - **424 completed in 2023**
 - 409 completed in 2018



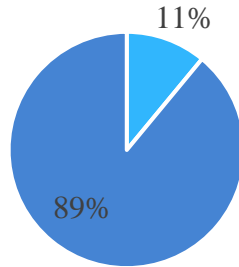
Demographics

(unweighted)



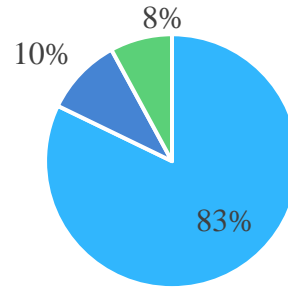
■ 18-34 ■ 35-54 ■ 55+

Race & Hispanic Origin



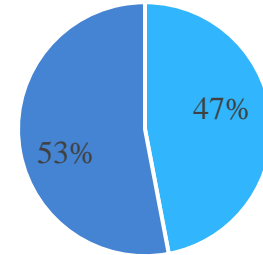
■ Not white alone
■ White alone, not Hispanic or Latino

Zip Code



■ 55044 ■ 55024 ■ 55068

Sex



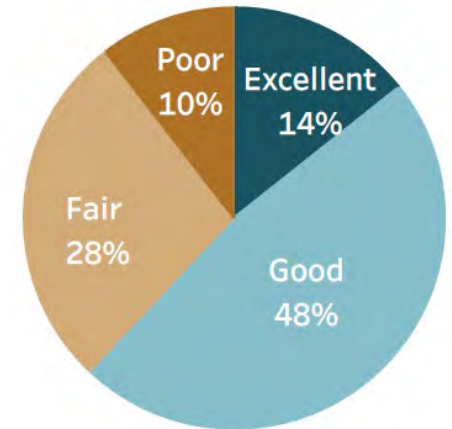
■ Man ■ Woman

Governance



	Percent rating positively (e.g., excellent/good)			2023 rating compared to national benchmark
	2013	2018	2023	
Overall confidence in Lakeville government	N/A	71%	62%	Similar
The value of services for the taxes paid to Lakeville	65%	64%	59%	Similar
The overall direction that Lakeville is taking	69%	71%	67%	Similar
The job Lakeville government does at welcoming resident involvement	57%	60%	60%	Similar
Overall customer service provided by Lakeville employees	90%	87%	87%	Similar
Generally acting in the best interest of the community	N/A	76%	67%	Similar

Overall confidence in Lakeville government, 2023





Quality of Life

	Percent rating positively (e.g., excellent/good)			2023 rating compared to national benchmark
	2013	2018	2023	
Lakeville as a place to live	96%	96%	96%	Similar
The overall quality of life	92%	94%	93%	Similar
Recommend living in Lakeville to someone who asks	94%	96%	92%	Similar
Remain in Lakeville for the next five years	91%	94%	90%	Similar
Overall image or reputation	85%	88%	86%	Higher

The overall quality of life in Lakeville, 2023



Survey Methods



- The NCS captures residents' opinions considering ten central facets of a community

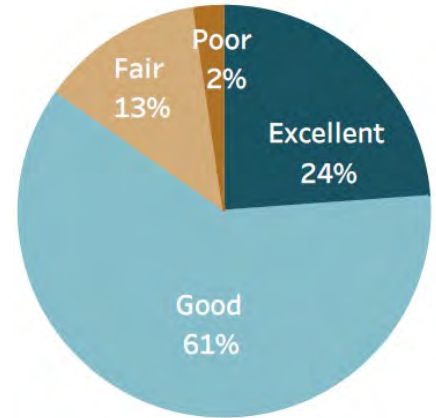




Economy

	Percent rating positively (e.g., excellent/good)			2023 rating compared to national benchmark
	2013	2018	2023	
Overall economic health	N/A	88%	85%	Higher
Lakeville as a place to work	59%	64%	79%	Higher
Lakeville as a place to visit	N/A	57%	69%	Similar
Overall quality of business and service establishments	63%	65%	80%	Similar
Economic development	57%	66%	73%	Higher
Economic impact on your family income in the next 6 months	20%	45%	19%	Similar

Overall economic health of Lakeville, 2023





Mobility

	Percent rating positively (e.g., excellent/good)			2023 rating compared to national benchmark
	2013	2018	2023	
Overall quality of the transportation system	N/A	N/A	62%	Similar
Traffic flow on major streets	64%	80%	69%	Higher
Ease of public parking	N/A	82%	80%	Higher
Ease of traveling by car	80%	87%	88%	Higher
Used public transportation instead of driving	N/A	12%	9%	Lower
Sidewalk maintenance	70%	70%	76%	Higher

Overall quality of the transportation system in Lakeville, 2023

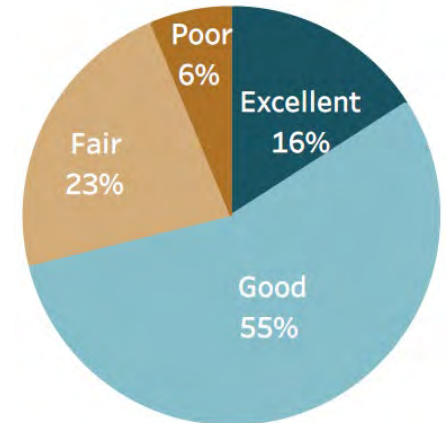




Community Design

	Percent rating positively (e.g., excellent/good)			2023 rating compared to national benchmark
	2013	2018	2023	
Overall design or layout of residential & commercial areas	N/A	75%	71%	Similar
Your neighborhood as a place to live	88%	91%	93%	Similar
Well-planned residential growth	N/A	N/A	61%	Higher
Well-planned commercial growth	N/A	N/A	57%	Similar
Variety of housing options	71%	70%	61%	Higher
Overall appearance	86%	90%	88%	Higher

Overall design or layout of Lakeville's residential and commercial areas, 2023

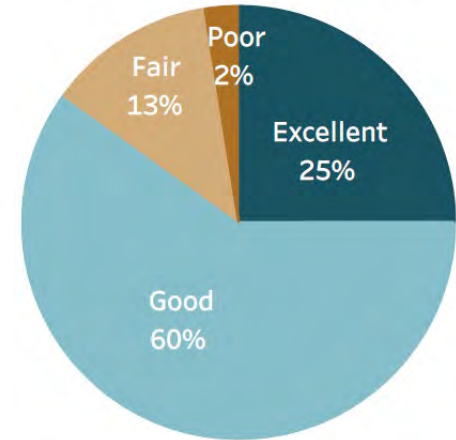




Utilities

	Percent rating positively (e.g., excellent/good)			2023 rating compared to national benchmark
	2013	2018	2023	
Overall quality of the utility infrastructure in Lakeville	N/A	N/A	85%	Higher
Affordable high-speed internet access	N/A	N/A	50%	Similar
Garbage collection	89%	84%	80%	Similar
Drinking water	80%	83%	85%	Similar
Sewer services	87%	92%	90%	Similar
Storm water management	81%	80%	87%	Higher

Overall quality of the utility infrastructure in Lakeville, 2023





Safety

	Percent rating positively (e.g., excellent/good)			2023 rating compared to national benchmark
	2013	2018	2023	
Overall feeling of safety	N/A	96%	92%	Higher
Feeling safe in your neighborhood during the day	98%	97%	98%	Similar
Safe in Lakeville’s downtown/commercial area during the day	98%	98%	96%	Similar
Feeling safe from violent crime	93%	N/A	92%	Higher
Quality of police/sheriff services	92%	94%	89%	Similar
Quality of crime prevention	87%	89%	86%	Higher

Overall feeling of safety in Lakeville, 2023

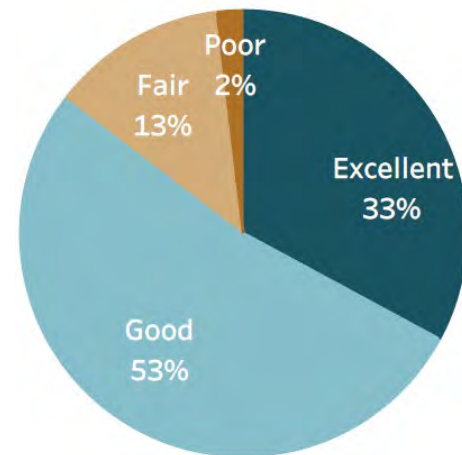




Natural Environment

	Percent rating positively (e.g., excellent/good)			2023 rating compared to national benchmark
	2013	2018	2023	
Overall quality of natural environment	81%	91%	85%	Similar
Cleanliness	91%	90%	91%	Higher
Water resources	N/A	N/A	85%	Higher
Preservation of natural areas	70%	63%	66%	Similar
Lakeville open space	N/A	69%	69%	Similar
Recycling	90%	81%	86%	Higher

Overall quality of natural environment in Lakeville, 2023

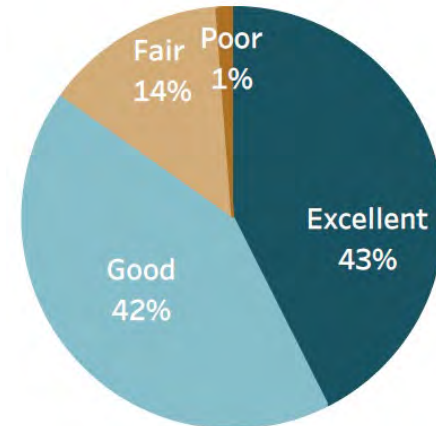


Parks and Recreation



	Percent rating positively (e.g., excellent/good)			2023 rating compared to national benchmark
	2013	2018	2023	
Overall quality of parks and recreation opportunities	N/A	N/A	85%	Similar
Availability of paths and walking trails	77%	81%	82%	Higher
Fitness opportunities	N/A	78%	86%	Similar
Recreational opportunities	72%	78%	80%	Similar
City parks	94%	91%	89%	Similar
Recreation programs or classes	86%	80%	79%	Similar

Overall quality of parks and recreation opportunities, 2023

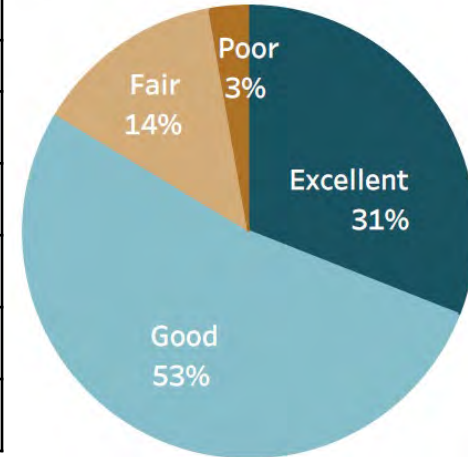


Health and Wellness



	Percent rating positively (e.g., excellent/good)			2023 rating compared to national benchmark
	2013	2018	2023	
Overall health and wellness opportunities	N/A	81%	84%	Similar
Availability of affordable quality food	N/A	N/A	67%	Similar
Availability of affordable quality health care	66%	72%	70%	Similar
Availability of preventative health services	71%	75%	75%	Higher
Availability of affordable quality mental health care	N/A	52%	57%	Higher
Quality of health services	73%	83%	78%	Similar

Overall health and wellness opportunities in Lakeville, 2023





Education, Arts, and Culture

	Percent rating positively (e.g., excellent/good)			2023 rating compared to national benchmark
	2013	2018	2023	
Overall opportunities for education, culture, and the arts	N/A	86%	81%	Higher
Opportunities to attend cultural/arts/music activities	50%	71%	69%	Similar
Community support for the arts	N/A	N/A	77%	Higher
Availability of affordable quality childcare/preschool	57%	65%	66%	Higher
K-12 education	83%	90%	84%	Similar
Adult educational opportunities	N/A	73%	75%	Higher

Overall opportunities for education, culture and the arts, 2023

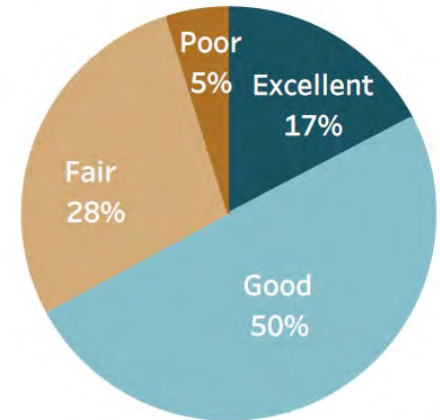




Inclusivity and Engagement

	Percent rating positively (e.g., excellent/good)			2023 rating compared to national benchmark
	2013	2018	2023	
Residents' connection and engagement with community	N/A	N/A	67%	Similar
Lakeville as a place to raise children	92%	97%	93%	Higher
Lakeville as a place to retire	57%	65%	65%	Similar
Sense of community	73%	67%	68%	Similar
Making all residents feel welcome	N/A	N/A	81%	Similar
Taking care of vulnerable residents	N/A	N/A	72%	Higher

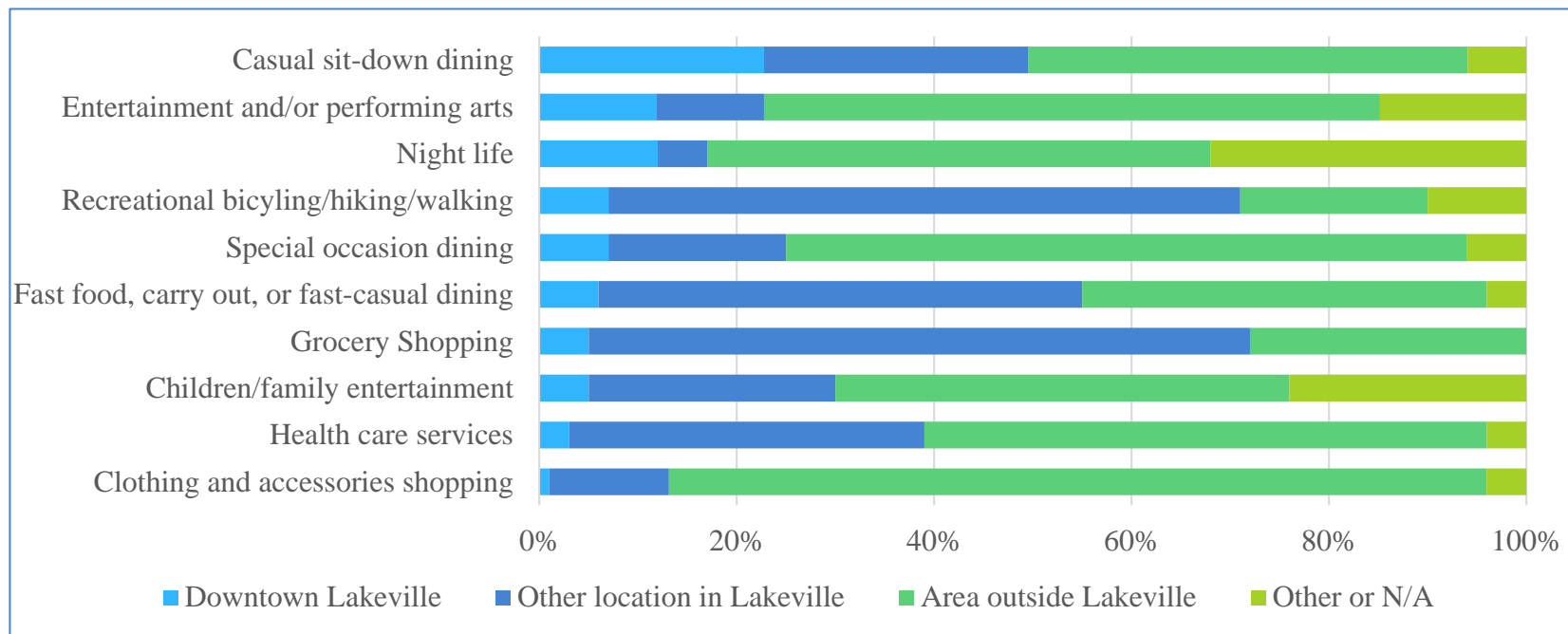
Residents' connection and engagement with their community, 2023



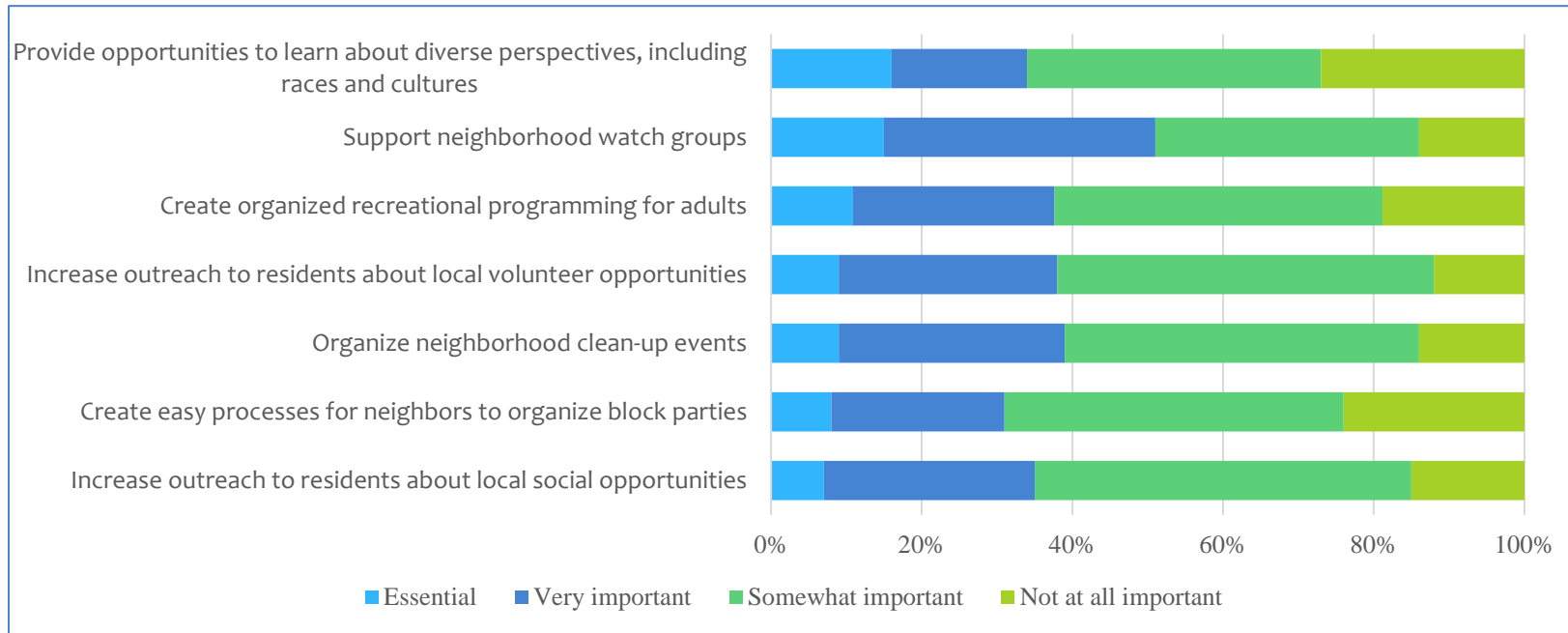
NCS Custom Questions



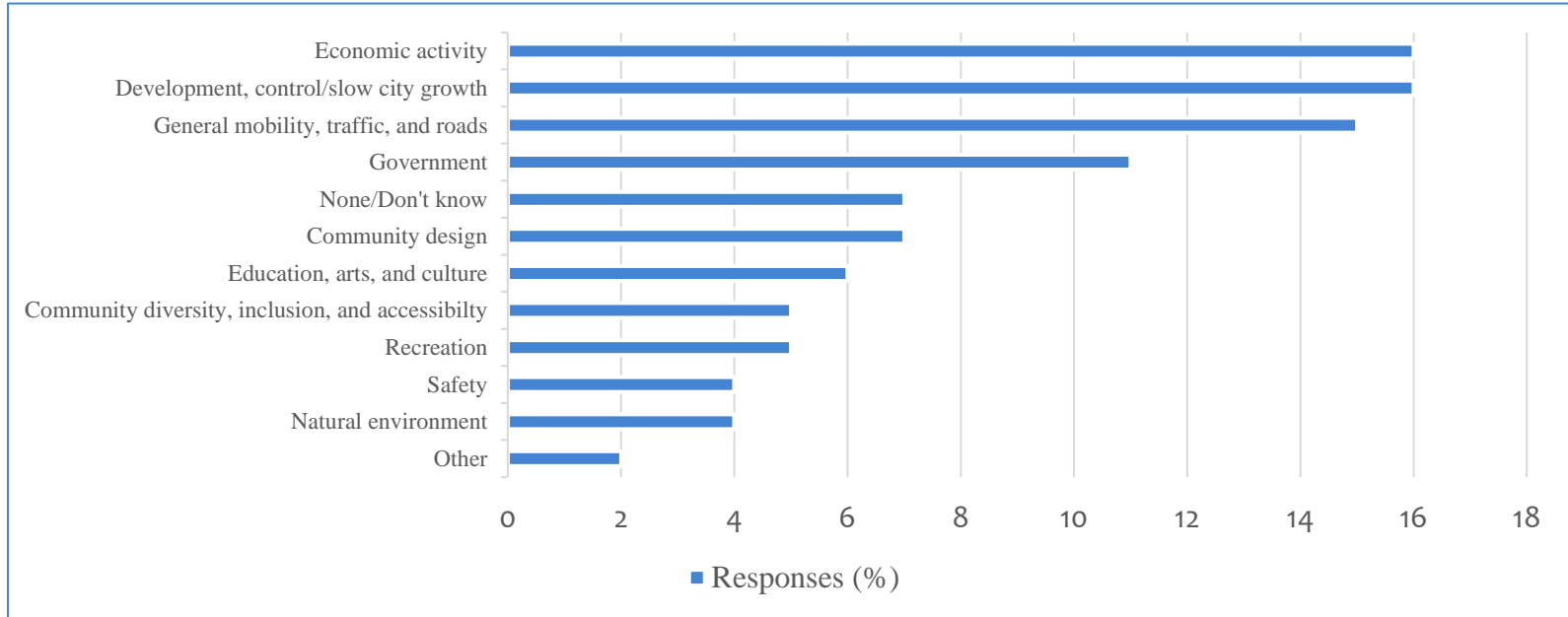
Please select the area that you go to the most for each of the following activities or services:



How important, if at all, is it for your local government to do the following things to strengthen a sense of community?



When thinking about the overall direction that Lakeville is taking, what one change could the City make to better act in the interest of the community?





Key Findings

- **Residents continue to enjoy a high quality of life in the city**
 - 9 in 10 residents gave excellent or good ratings to Lakeville as a place to live
- **Safety remains strong in Lakeville and is a continued priority for residents**
 - 9 in 10 residents responded that the overall feeling of safety was essential or very important
 - Lakeville residents were pleased with the city's crime prevention (86% excellent or good), higher than the national average.
- **Many aspects of Lakeville's economy are on the rise, though residents show some concern for general affordability.**
 - 88% of residents deem the economy an essential or very important focus area for the city
- **The natural environment and recreation are a bright spot for Lakeville.**
 - Higher than average ratings were given to Lakeville's water resources, availability of paths and walking trails, cleanliness, and recycling services



Notable Changes from 2018 to 2023

Largest increases of positive ratings

- Opportunities to volunteer (11%)
- Employment opportunities (12%)
- Lakeville as a place to visit (12%)
- Lakeville as a place to work (15%)
- Overall quality of business and service establishments (15%)
- Vibrancy of downtown/commercial area (19%)

Largest decreases of positive ratings

- Cost of living (-11%)
- Traffic flow on major streets (-11%)
- Overall quality of new development (-11%)
- Quality of code enforcement services (-13%)
- Availability of affordable quality housing (-14%)
- Importance for Lakeville to focus on residents' connection and engagement with their community in the coming two years (-16%)
- Quality of bus or transit services (-22%)

2020-2023 Strategic Plan for Economic Development





Strategic Initiatives and Action Plans

Business Retention, Expansion and Diversification

- Create a business retention program with Chamber/CVB
- Establish a Lakeville business expansion program
- Develop a business cluster strategy and market node analyses

Maximize and Market Our Competitive Edge

- Develop and enhance data analytics capacity and capabilities
- Refresh business marketing and branding strategy
- Establish a benchmark comparison system

Housing to Support Economic Goals

- Coordinate economic development efforts related to Corridor Mixed Use process
- Articulate objectives for workforce housing
- Facilitate housing barrier removal

Workforce Availability and Utilization

- Collaborate with Lakeville Works initiatives
- Review City programs and policies for consistency with workforce housing requirements
- Align efforts with higher education providers

Comprehensive Housing Needs Assessment





Housing Needs Assessment Highlights

Highlights of the report

- The majority of Lakeville households are married with children (42%)
- 63% of Lakeville residents commute out of the city for work
- The labor force participation rate remains below pre-pandemic levels (68%)
- “Lifestyle renters” are driving rental growth
- The majority of current for-sale homes are new-build (vs. existing housing stock)

Housing Demand

TABLE CR-1 SUMMARY OF HOUSING DEMAND CITY OF LAKEVILLE 2023 - 2030/2040		
Type of Use	2023 - 2040	
General-Occupancy		
Rental Units - Market Rate	607	
Rental Units - Affordable	400	
Rental Units - Subsidized	160	
For-Sale Units - Single-family	4,851	
For-Sale Units - Multifamily	2,166	
Total General Occupancy Supportable	8,184	
	2023	2030
Age-Restricted (Senior)		
<i>Market Rate</i>		
Active Adult	470	698
<i>Ownership</i>	214	239
<i>Rental</i>	255	459
Independent Living	30	103
Assisted Living	0	0
Memory Care	30	59
Total Market Rate Senior Supportable	530	859
<i>Affordable/Subsidized</i>		
Active Adult - Subsidized	39	40
Active Adult - Affordable	0	0
Total Affordable Senior Supportable	39	40
Note: Demand includes the subtraction of pending projects.		
Source: Maxfield Research and Consulting LLC		

- Demand calculated for specific housing products in the City of Lakeville
- Recommends development concepts to meet the housing needs forecast for Lakeville
- Recommendations are based on findings of the *Comprehensive Housing Market Analysis*

Recommended Development Concepts

TABLE CR-2 RECOMMENDED HOUSING DEVELOPMENT CITY OF LAKEVILLE 2023 - 2030/2040				
		Purchase Price/ Monthly Rent Range ¹	2023 - 2030 Units	2030 - 2040 Units
Owner-Occupied Homes (2023 to 2040)				
<i>Single Family</i> ²				
	Entry-level	\$400,000 - \$500,000	550 - 650	800 - 900
	Move-up	\$550,000 - \$650,000	800 - 900	1,150 - 1,250
	Executive	\$650,000+	450 - 550	600 - 700
	Total		1,800 - 2,100	2,550 - 2,850
<i>Townhomes/Twinhomes/Villas</i> ⁴				
	Attached Townhomes	\$350,000 - \$475,000	375 - 425	525 - 575
	Twinhomes / Detached Townhomes/Villas	\$425,000+	450 - 500	650 - 700
	Total		825 - 925	1,175 - 1,275
Owner-Occupied Total			2,625 - 3,025	3,725 - 4,125
General Occupancy Rental Housing (2023 to 2040)				
<i>Market Rate Rental Housing</i>				
	Apartment-style	\$1,250/Studio - \$2,500/3BR	160 - 180	240 - 260
	Townhomes	\$2,000/2BR - \$2,900/3BR	90 - 100	100 - 120
	Total		250 - 280	340 - 380
<i>Affordable Rental Housing</i>				
	Apartment-style	Moderate Income ³	160 - 180	220 - 240
	Townhomes	Moderate Income ³	80 - 90	80 - 90
	Total		240 - 270	300 - 330
Renter-Occupied Total			490 - 550	640 - 710
Senior Housing (i.e. Age Restricted) (2023 to 2030)				
			2023 - 2030	
	Active Adult Ownership / Co-op ⁴	\$200,000+	150 - 200	
	Active Adult Market Rate Rental	\$1,800/1BR - \$2,500/2BR	250 - 350	
	Independent Living	\$2,400+ per month	80 - 100	
	Memory Care	\$5,000+ per month	40 - 50	
Senior Total			520 - 700	
¹ Pricing in 2023 dollars. Pricing can be adjusted to account for inflation. ² Recommendations include the absorption of existing previously platted lots. Most entry-level demand will be accommodated through the resale market. ³ Affordability subject to income guidelines per Minnesota Housing Finance Agency (MHFA). ⁴ Senior Cooperative assumption cost is based on share cost = 40% of its actual value. Note - Recommended development does not coincide with total demand. The City of Lakeville may not be able to accommodate all recommended housing types based on a variety of factors (i.e. development constraints, land availability, etc.) Source: Maxfield Research and Consulting, LLC				

- Summary of the recommended development concepts by product type for the City of Lakeville
- Proposed concepts are intended to act as a development guide to most effectively meet the needs of existing and future households in Lakeville

The background image shows the exterior of Lakeville City Hall, a brick building with large glass windows and a central entrance. Two flagpoles stand in front of the building, one with the American flag and another with a blue flag. Green trees are visible behind the building. The text is overlaid on the left side of the image.

Senior Management Workshop

June 12, 2023

Overview: SMT Meeting

Craig Rapp facilitated a workshop with the City of Lakeville Senior Management team (Department Directors) was held on June 12, 2023.

The session focused on how the community has changed in the past ten years, the impacts on service delivery and the challenges ahead.

SMT Meeting Themes Last 10 Years: Community



- HUGE support for Police & Public Safety
- More transition to an urban city
- Older/original folks are not necessarily happy with greater change/density
- Social media posts about “Why are the farm fields gone?”
- Interest for amenities – voted for the referendum
- Housing growth- more complaints for code & zoning
- Expand housing variety – apartments
- Quality expectation has increased – we to keep up
- Increase in demand: don’t like congestion/like convenience and choice
- Cadillac service
- Strong economic development growth: Airlake
- Lakeville South – big decision
- S – N Divide

SMT Meeting Themes Last 10 Years: Services



- Online payments - communication
- Social media: response time & reactions
- Timely service - demands
- Staffing up
- Collaboration
- Recognition that we are large & need a different model
- Been good on debt

SMT Meeting Themes Next 10 Years: Challenges



- Funding & maintenance infrastructure
- Being prepared to address redevelopment (including housing) – plus funding it
- Responding to aging population: different cohorts/who wants to stay
- Keeping up with changing demographics: how CC + staff respond will be the case
- 20% POC today and growing
- We have natural barriers & destinations: reinforces separation
- Can we address place-making?
- AI + Metaverse + Online shopping: Skate to where the puck will be & being ready and able to pivot

SMT Meeting Themes

Live up to Envision Lakeville desires?



- 80% chance
- It will be infrastructure dependent: cost prohibitive + gaining infrastructure
- Were there metrics associated with desirable future state?
- Governing structure – does it matter?
- We are supported to be the best

The background image shows the exterior of Lakeville City Hall, a brick building with large glass windows and a central entrance. Two tall flagpoles stand in front of the building, one with the American flag and another with a blue flag. Green trees are visible behind the building. The text 'LAKEVILLE CITY HALL' is visible above the entrance. The entire image is overlaid with a semi-transparent dark blue filter.

City Council Interviews

June 12, 2023

Overview: City Council Interviews

Craig Rapp conducted 30 minute phone interviews with the City Council members in early June 2023 to get an overview of their perspectives on Lakeville, current challenges , and prospects for the next 10 years.

Interview Response Themes

How it's going in Lakeville currently



- **Community Growth & Development:** There is a positive outlook on growth and desirability. Concerns about handling growth-related challenges, maintaining quality of life as the growth rate is too fast and could have impacts on various aspects. Also concerns about expanding infrastructure to accommodate the growth.
- **Diversity & Inclusion:** The mention of pockets of diversity within the community and the importance of diversity. Efforts to engage with different communities and cultures was also mentioned.
- **City Management & Services:** City staff effectively handles issues and complaints. The City is committed to certain initiatives but requires financial stability (C/I) for sustained growth. Protecting and evolving the community, and following established processes was also mentioned.
- **Education & Schools:** Importance of good schools in the community with partnerships involving schools and community organizations. There are challenges in managing schools due to lack of control.
- **Community Identity & Values:** The community's core values are Police, safety, parks and financial stability. There are some concerns about political changes and the impact on the City's identity.

Interview Response Themes

How it's going in Lakeville currently



- **Events & Connections:** There needs to be a focus on maintaining events, connections and social engagement within the community. Branching out to include physically disabled individuals and those seeking non-traditional social opportunities was also mentioned.
- **Partnerships & Collaboration:** There is an emphasis on forming partnerships for the future. Collaborative efforts with organizations like the Chamber and Dakota County as well as expanding initiatives like Lakeville Works and Avi Lake Park.
- **Financial Stability & Growth:** We need to balance growth with financial stability. There are potential concerns about taxation and financial well-being. Also need to take into consideration financial stability after a growth spurt.
- **Challenges & Potential Extremes:** Concerns about political changes and small groups trying to alter the City's direction. Striking a balance between community results and extremes is important.
- **City Planning & Strategy:** There was mention of strategic plans sometimes now being fully implemented and the importance of adhering to community documents and plans.

Interview Response Themes

Big Issues/Challenges for Lakeville



- **Economic Situation:** Discussion of the economic situation on both national and regional levels. Concern about reliance on growth for revenue, which presents an issue.
- **Workforce Housing Affordability:** Workforce housing affordability highlighted as a regional concern. There is emphasis on the fact that this issue extends beyond just the local area of Lakeville.
- **Infrastructure & Land Use:** There was mention of infrastructure considerations, such as multiple centers of commerce. Importance of land use planning and how it impacts the community's development was also mentioned.
- **Education & Schools:** Schools are addressed in terms of financial matters, fostering a sense of community, and potential culture clashes due to diverse student populations.
- **Diversity & Community:** Diversity is noted as a factor in community composition and potentially influencing reasons for moving to the area. There is an emphasis on fostering a sense of community through more events.

Interview Response Themes

Big Issues/Challenges for Lakeville



- **Future Planning & Sustainability:** Concern about the future tax base after development, especially regarding the establishment of a full-time fire department. Discussion of transitioning from growth mode to sustain mode to redevelop mode and setting up effective processes.
- **Pedestrian Safety & Access:** Pedestrian safety issues are mentioned, particularly in relation to partial access to parks.
- **Cultural Considerations:** Mention of cultural clashes, particularly in the context of a community with diverse backgrounds. Reference to specific instances of cultural communities such as East Indian and Ethiopian populations.
- **Community Engagement:** The importance of involving diverse voices through initiatives like EL (Equity and Leadership) Task Force was highlighted.

Interview Response Themes

Future/Next 10 Years for Lakeville



- **Housing & Development:** Emphasis on the benefits of new housing. Mention of looking at zoning and re-zoning, suggesting consideration of development and land-use regulation.
- **Economic Considerations:** There was a positive sentiment about job opportunities and the economy being “all good”. There was mention of keeping track of PTO and economic balance and discussions of budget being supported by permit revenue.
- **Residential & Commercial Balance:** There was mention of an imbalance in the City, being overbalanced in residential development. There needs to be a balance between residential, commercial and industrial development.
- **Wages & Cost of Living:** Concerns about wages not matching the cost of living in Lakeville.
- **Supportive Services:** Discussion of services needed to support low-income individuals or certain groups in the community. Mention of core public services being important.
- **Downtown Development:** The need to address downtown development in a long-term context, indicating interest in its improvement and growth.

The background image shows the exterior of Lakeville City Hall, a brick building with large glass windows and a central entrance. Two tall flagpoles stand in front of the building, one with the American flag and another with a blue flag. Lush green trees are visible behind the building. The text is overlaid on the left side of the image.

City Council – Boards and Commissions

July 31, 2023

Overview: Council-Boards/Commissions Mtg

Craig Rapp facilitated a joint session with the City Council and Advisory Boards and Commissions on July 31, 2023.

The session focused on a review of the Envision Lakeville process and history. The group engaged in a dialogue about Lakeville's advantages, limitations, opportunities, and the challenges ahead.

Council – Boards & Commissions: Lakeville's Best Qualities



- Small town feel
- Safe and stable community
- Clean, pleasant environment
- People like living here
- Quality schools
- Location
- Community Spirit, Sense of Community

Council – Boards & Commissions: Lakeville’s Strengths & Advantages



- Safe and secure
- Parks, natural resources, lakes
- Schools
- Land availability
- Identity and reputation
- Strong core neighborhoods –been here for a long time, well maintained
- Airlake and I-35
- Actual downtown
- Wide variety and popularity of events
- Strong business community
- Diverse balance of commercial-industrial and residential properties
- Cleanliness of city

Council – Boards & Commissions: Lakeville’s Greatest Challenges- Next 10 Years



- Shifting from growth to maintaining (infrastructure/services)
- Retail options, restaurants, more services of large city
- Embracing increasing diversity of the community—making visible in representation
- Walkability—community design--connections
- School siting/redistricting/growth—stay ahead of this, be mindful of challenges
- Affordable housing
- Maintaining the balance and variety we have in the community
- Keeping the growth commitment while attempting to keep small town feel

Council – Boards & Commissions: Lakeville’s Opportunities



- Accommodate aging population
- Now is the time/we have time for long term financial planning
- Invest in city staff
- Ensure current quality of public safety
- Stay on top of remote work and related shifts in economy
- Denser downtown – live, work, play
- Build out of trails and parks
- Broaden the people at the table
- Maintain civic generosity (financial and time)

Council – Boards & Commissions: Lakeville's Limitations



- Location – considered outer suburb
- Traffic
- Mandates – other governments
- Density – good and bad
- Money
- Water treatment facility
- Increasing impacts of climate change
- No hospital

Council – Boards & Commissions: Envision Lakeville Priorities – Still Relevant?



ENVISION LAKEVILLE PRIORITIES

*Increase Economic Sustainability
Support High Quality Education
Develop a Community of Choice
Cultivate a Sense of Community Provide
Services that Add Value*

COUNCIL-BOARDS-COMMISSIONS REACTION

A Resounding – Yes!

The background image shows the Lakeville City Hall building, a brick structure with large glass windows and a central entrance. Two flagpoles stand in front of the building, one with the American flag and another with a blue flag. Green trees are visible in the foreground and background. The text is overlaid in white on a dark blue background.

Envision Lakeville Task Force Interview Summary

Overview – Interview process

From June 2 – August 4, 2023, Envision Lakeville Task Force members interviewed members of the community. 62 interviews were conducted

Taskforce Interviewers:

Abdi Abdulle, Aly Bunting, Erin Duckworth, Eric Gieseke, Jared Herndon, Kelsey Holberg, Hassan Jama, Krista Jech, Tony Joseph, Kristina Kwan, Sarah Smith Larkin, Iftinta Mohamed, Ava Nielson, Roz Peterson, Rick Ringeisen, Lisa Schneegans, Vicki Schwartz, Molly Staack, John Swaney, Aida Tezera, Christine "Tine" Thompson, Kellie Wallia

Interviews: Primary Focus

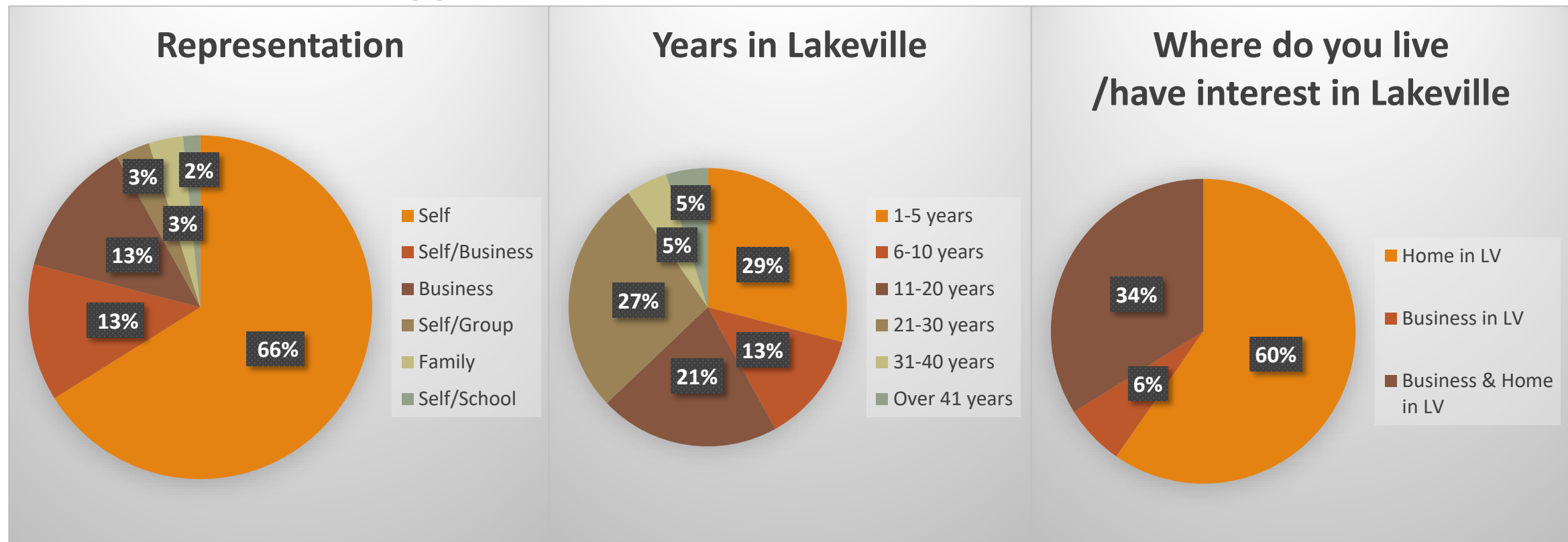
1. What they like about Lakeville.
2. Things to be improved in Lakeville.
3. Things to add for the future in Lakeville.

Interview Questions

1. Demographics snapshot: Representation (self, group or business), how long they've lived or been associated with Lakeville, where they live or have an interest in (home, business etc).
2. What do you like best about Lakeville?
3. What things about Lakeville could be improved? What do we need more of? Less of?
4. Lakeville is continuing to grow – we will add 10,000 people in the next 10 years (we are at 74,000 now). What advice would you give to the City Council about how to guide that growth?
5. What's the most important issue to the future of Lakeville?

Interview Responses: Demographics

- 62 interviews logged



Interview Responses: Demographics

- 62 interviews logged

Representation

Self - 41
Self/Business - 8
Business - 8
Self/Group - 2
Family - 2
Self/School - 1

Years in Lakeville

1-5 years - 18
6-10 years - 8
11-20 years - 13
21-30 years - 17
31-40 years - 3
Over 41 years - 3

Where do you live/have an interest in Lakeville

Home in LV - 37
Business in LV - 4
Business & Home in LV - 21



Interview Response Themes

Q.1 What do you like best about Lakeville?

- **Small Town Feel with Amenities:** Many respondents appreciate Lakeville's combination of a small-town atmosphere and the availability of various amenities, contributing to a balanced lifestyle.
- **Community & Family-Oriented:** The sense of community & family orientation is consistently mentioned, with respondents valuing the friendly atmosphere, safety and family-friendly environment.
- **Schools & Education:** The quality of schools & educational opportunities in Lakeville is a recurring theme, indicating that the City is known for its strong educational offerings.
- **Natural Features & Recreation:** References to lakes, parks, trails and green spaces highlight Lakeville's natural beauty & recreational opportunities, contributing to residents' quality of life.
- **Convenience & Location:** The City's strategic location, access to major highways and proximity to the Twin Cities is a plus.
- **Positive Community Engagement:** Many respondents appreciate the engaged community, support for local businesses, diverse activities and events that foster a strong sense of belonging.

Interview Response Themes

Q.2 What things about Lakeville can be improved?

What do we need more of? Less of?



- **Urban Growth & Development:** Concerns and opinions about the City's growth and development including issues related to housing, population control, business development traffic congestion, road infrastructure and the balance between housing and business.
- **Schools & Education:** Comments about the state of schools, the need for support, and their impact on the community . Both the need for more schools and the desire for their improvement are mentioned.
- **Traffic & Transportation:** Reference to traffic congestion, road crowding, road improvements, transportation issues and the need for better traffic management and infrastructure.
- **Community Amenities & Infrastructure:** Requests for additional amenities such as parks, biking & walking trails, crosswalks, sidewalks, community centers, public spaces and retail options. Some comments touch on specific improvements like snow removal, road maintenance and sound barriers.
- **Diversity & Inclusivity:** Calls for increased diversity in City staff, leadership and representation, along with the need for more inclusive and equitable policies and initiatives, especially regarding employment and community engagement.
- **Restaurants & Retail:** Desire for more dining and shopping options, including upscale restaurants, diverse restaurants and high-end grocery stores. Respondents express a desire for greater variety of retail and dining in the City.

Interview Response Themes

Q.3 Lakeville is continuing to grow – we will add 10,000 people in the next 10 years (we're at 74,000 now). What advice would you give to the City Council about how to guide that growth?



- **Urban Growth & Development:** Concerns and suggestions related to the City's growth and development included housing, infrastructure, transportation and traffic management.
- **Schools & Education:** Emphasis on supporting schools and education, both in terms of infrastructure and resources, and the need to ensure schools can accommodate the growing population.
- **Business & Economic Development:** A focus on creating a business-friendly environment, promoting business growth, and diversifying employment opportunities within the City.
- **Community Engagement & Inclusivity:** Requests for increased diversity in employment, leadership and services, along with the importance of engaging with diverse communities and promoting inclusivity in decision-making.
- **Infrastructure & Amenities:** Desires for better infrastructure planning to match growth, including road systems, public facilities, parks and community spaces.
- **Retail & Services:** Calls for more retail options, restaurants, and services in the City to cater to the growing population and offer a range of amenities for current/future residents.



Interview Response Themes

Q.4 What's the most important issue to the future of Lakeville?

- **Preserving Small Town Feel:** Concerns about maintaining the intimate and small-town atmosphere despite growth and development.
- **Managing Growth & Taxes:** Emphasis on controlled growth, smart growth, and effective management of taxes to ensure affordability and sustainability.
- **Schools & Education:** Prioritizing high-quality education and schools along with concerns about school funding, curriculum, and maintaining standards.
- **Public Safety:** A strong focus on public safety, including the importance of a well-functioning police department and addressing mental health issues.
- **Community Engagement & Inclusivity:** Promoting diversity, inclusivity, and community engagement through representation, communication and fostering a sense of belonging.
- **Business Growth & Economic Diversification:** Encouraging business growth, economic diversification and creating opportunities for businesses and employment within the City.